



**NOTTINGHAM CITY COUNCIL**  
**BASFORD AND BESTWOOD AREA COMMITTEE**

**Date:** Wednesday, 6 December 2017

**Time:** 4.30 pm

**Place:** LB 31-32 - Loxley House, Station Street, Nottingham, NG2 3NG

**Councillors are requested to attend the above meeting to transact the following business**

**Corporate Director for Strategy and Resources**

**Governance Officer:** Mark Leavesley    **Direct Dial:** 0115 876 4302

**1 MEMBERSHIP**

To note the following membership changes:

1. The resignation of Councillors Alex Norris and Mick Wildgust.
2. The appointment of Councillors Nick Raine (Basford) and Georgia Power (Bestwood).

**2 APOLOGIES FOR ABSENCE**

**3 DECLARATIONS OF INTERESTS**

If you need advice on declaring an interest, please contact the Governance Officer above, if possible before the day of the meeting

**4 MINUTES**

Last meeting held on 20 September 2017 (for confirmation)

3 - 16

**5 POLICE AND COMMUNITY PROTECTION UPDATE**

**6 ASB, ENFORCEMENT AND LICENSING**

Portfolio Holder for Community and Customer Services to report

**7 ISSUES FROM COMMUNITY REPRESENTATIVES**

Please contact the Neighbourhood Development Officer at least 3 days before the meeting with any issues you wish to raise

**(a) Response to issue raised by Chris Easton**

17 - 18

<b>8</b>	<b>NOTTINGHAM CITY HOMES - UPDATE / PERFORMANCE</b> Report of Chief Executive, Nottingham City Homes	19 - 50
<b>9</b>	<b>AREA BASED GRANTS</b> Gary Cawthorne, Bestwood Partnerships, to report	51 - 60
<b>10</b>	<b>AREA CAPITAL FUND</b> Report of Director of Neighbourhood Services	61 - 66
<b>11</b>	<b>BASFORD AND BESTWOOD WARDS REPORT</b> Report of Director of Neighbourhood Services	67 - 80
<b>12</b>	<b>WARD COUNCILLOR BUDGET / DELEGATED AUTHORITY SPEND</b> Report of Director of Neighbourhood Services	81 - 84
<b>13</b>	<b>DATE OF NEXT MEETING</b> To note that the next meeting will be held at Loxley House at 4.30pm on Wednesday 07 March 2018	

**CITIZENS ATTENDING MEETINGS ARE ASKED TO ARRIVE AT  
LEAST 15 MINUTES BEFORE THE START OF THE MEETING TO BE  
ISSUED WITH VISITOR BADGES**

**CITIZENS ARE ADVISED THAT THIS MEETING MAY BE RECORDED  
BY MEMBERS OF THE PUBLIC. ANY RECORDING OR REPORTING  
ON THIS MEETING SHOULD TAKE PLACE IN ACCORDANCE WITH  
THE COUNCIL'S POLICY ON RECORDING AND REPORTING ON  
PUBLIC MEETINGS, WHICH IS AVAILABLE AT  
[WWW.NOTTINGHAMCITY.GOV.UK](http://WWW.NOTTINGHAMCITY.GOV.UK). INDIVIDUALS INTENDING TO  
RECORD THE MEETING ARE ASKED TO NOTIFY THE GOVERNANCE  
OFFICER SHOWN ABOVE IN ADVANCE.**

**NOTTINGHAM CITY COUNCIL**

**BASFORD AND BESTWOOD AREA COMMITTEE**

**MINUTES of the meeting held at Loxley House, Station Street on 20 September 2017 from 4.30 pm - 6.05 pm**

**Membership**

Present

Absent

Councillor Brian Grocock  
Councillor Cat Arnold (Vice Chair)  
Councillor David Smith (Chair)  
Councillor Linda Woodings

**Colleagues, partners and others in attendance**

Chris Easton	-	Bestwood Park Church
Gary Cawthorne	-	Bestwood Partnership
Flora Cameron	-	Senior Community Protection Officer
Mark Leavesley	-	Governance Officer
Dale Griffin	)	Neighbourhood Development Officer
Gursharan Singh Nijran	)	
Sergeant Usha Madaraa	)	Nottinghamshire Police
Sergeant Nev McGeehan	)	
Matt Gregory	-	Planning Policy Manager
John Hales	-	SALTAR (Stockhill & Ladbrooke Tenants and Residents)

**1 APPOINTMENT OF CHAIR**

**RESOLVED that Councillor David Smith be appointed Chair for the remainder of the 2017-18 municipal year.**

**2 MEMBERSHIP**

The Chair announced that Councillors Norris and Wildgust had resigned as City Councillors, and therefore as ward councillors, so were no longer members of this Committee.

As such, by-elections were being held on 19 October 2017, after which there would be 2 new ward councillors and members of the Committee.

**3 APPOINTMENT OF VICE-CHAIR**

**RESOLVED that Councillor Cat Arnold be appointed Vice-Chair.**

**4 APOLOGIES FOR ABSENCE**

Michael Savage

**5 DECLARATIONS OF INTERESTS**

None.

## **6 MINUTES**

The Committee confirmed the minutes of the meeting held on 29 March 2017 as a correct record and they were signed by the Chair.

## **7 POLICE AND COMMUNITY PROTECTION UPDATE**

Police Sergeants McGeehan and Madaraa and Senior CPO Cameron updated the Committee on policing matters in the wards as follows:

For the period 01 June to 01 September 2017

### Basford ward

Total crime was 153, an increase of 105 incidents compared to the same period last year. The main crime figures are as follows:

- dwelling and other burglary - 30 (increase of 3);
- robbery - 2 (decrease of 1);
- autocrime - 47 (increase of 15);
- criminal damage - 55 (decrease of 8);
- drug offences - 14 (decrease of 8);
- hate crime - 14 incidents (increase of 8);
- overall ASB - 153 (decrease of 54).

### Bestwood ward

Total crime was 362, an increase of 112 incidents compared to the same period last year. The main crime figures are as follows:

- dwelling and other burglary - 17 (increase of 5);
- robbery - 4 (decrease of 3);
- autocrime - 25 (increase of 6);
- criminal damage - 74 (increase of 22);
- hate crime - 7 incidents (decrease of 7);
- overall ASB - 171 (decrease of 57).

## **RESOLVED**

**(1) that the thanks of the Committee to the following be recorded:**

- (i) Sergeants McGeehan and Madaraa and Senior CPO Cameron for the update;**
- (ii) those involved in the successful prosecution of Colson Transport Limited for breaches of the Environmental Act;**

**(2) that the police representatives forward to the Councillors details of the current beat officers for the areas.**

## **8 AREA 2 COMMITTEE COMMUNITY REPRESENTATIVES**

**RESOLVED** that the following be appointed as Area Committee Community Representatives for the remainder of the 2017-18 municipal year:

<u>Name</u>	<u>Organisation</u>
Chris Easton	- Bestwood Park Church
John Hales	- SALTAR
Michael Savage	- Highbury Vale TRA

## **9 ISSUES FROM COMMUNITY REPRESENTATIVES**

Dale Griffin, Neighbourhood Development Officer, stated that Michael Savage (Highbury Vale TRA) had requested that the issue of fly-tipping in the area be addressed.

Senior CPO Cameron stated that fly-tipping in general was currently being looked at.

## **10 LOCAL PLAN PART 2: LAND AND PLANNING POLICIES DOCUMENT – REVISED PUBLICATION**

Matt Gregory, Planning Policy Manager, presented the report and highlighted the following:

- a) the Local Plan Part 2 has previously been out to consultation and this latest round is to consult on changes arising. The consultation period is from 29 September to 10 November 2017;
- b) there is very little change in the latest version, with the main focus still being sustainable development and family-housing provision;
- c) the latest consultation is focused on the changes from the previous draft plan, therefore, comments should be made relating to those changes (as previous comments will be carried forward);
- d) in relation to Basford and Bestwood specifically, the following was stated:

<u>Site</u>	<u>Former use</u>	<u>Proposal / status</u>
<u>Basford</u> PA18 Vernon Road	Johnsons Dyeworks	Residential - discussions with site owner re remediation and viability of use
<u>Bestwood</u> PA3 Eastglade	Eastglade School	x50 NCH Eco-homes
PA5 Ridgeway	Padstow School detached playing field	Awaiting possible boundary change

PA6 Beckhampton Rd	Padstow School detached playing field	Possible Sports Hub - ongoing discussion with external bodies
PA8 Eastglade Road	Padstow School	x260 NCH properties
PA14 Arnside Road	Chronos Richardson	Current owner selling site to developer for residential use

During discussion, it was stated that should the PA6 Beckhampton Road Sports Hub not come to fruition, the site should remain a 'green' area, rather than being developed for residential and/or commercial use.

**RESOLVED to note the report and request that the Planning Policy Manager keeps ward Councillors informed of the latest position in regard to the progress of the Sports Hub on the Beckhampton Road site (PA6).**

**11 NOTTINGHAM CITY HOMES PERFORMANCE, ENGAGEMENT AND ENVIRONMENTAL SCHEMES**

**RESOLVED**

- (1) to note the report, which informed the Committee on capital works, regeneration and environmental issues, key messages from the Tenant and Leaseholder Congress, Tenant and Resident Association updates, area performance and 'good news' stories;**
- (2) to approve the use of £152, 353 from the Bestwood ward allocation towards the Leybourne Drive boundary replacement project (phase 3);**
- (3) to note, in light of the approval at (2) above, the remaining unallocated balances of £146,226.99 (Basford) and £12,924.95 (Bestwood).**

**12 BESTWOOD PARTNERSHIP : PERFORMANCE TO DATE**

Gary Cawthorne updated the Committee in regard to Area Based Grants in the wards. This included a quarter 4 2016/17 monitoring report, a presentation showing the 2016/17 End of Year Annual Report and a quarter 1 2017/18 monitoring report (a copy of which was handed round the table and is appended to these minutes).

**RESOLVED**

- (1) to note the reports and presentation;**
- (2) that the thanks of the Committee to Mr Cawthorne, for the in-depth updates, be recorded;**
- (3) that the Chair / Committee members discuss with the relevant Portfolio Holder(s) and Director(s) the costs to Bestwood Partnership of City Council owned venue hire when used for community events.**

**13 AREA CAPITAL FUND - 2017/18 PROGRAMME**

Dale Griffin, Neighbourhood Development Officer presented the report, which detailed the end of year 2016/17 expenditure, the 2017/18 funding allocations and the latest spend proposals under the Area Capital Fund 2017/18.

**RESOLVED**

- (1) to note the end of year 2016/17 expenditure (as per appendix 1 of the report) and the 2017/18 allocations (as per the revised version of appendix 2 handed round the table and in (2) below);
- (2) to approve the following schemes (as detailed in the revised version of appendix 2 handed round the table):

<u>Location</u>	<u>Scheme</u>	<u>Cost</u> <u>(£)</u>
<b><u>Basford - LTP</u></b>		
Bagnall Road	20mph signs / marking	1,100
Nottingham Rd/Scotland Rd	Bollards	1,664
	Total	<u>2,764</u>
<b><u>Basford - Public realm</u></b>		
Brooklyn Bridge	Tree works / fencing	24,000
Rosegay Estate	Clear bushes to reduce ASB	2,000
Heathfield Road	Dropped crossings	6,000
	Total	<u>32,000</u>
	2017/18 LTP allocation	64,900
	c/fwd from 2016/17	0
	2017/18 public realm allocation	38,900
	c/fwd from 2016/17	396
	Total available 2017/18	<u>104,196</u>
	Total allocated	<u>34,764</u>
	Total unallocated	<u>69,432</u>
<b><u>Bestwood - LTP</u></b>		
Harkstead Road	Dropped kerb installation	1,000
	Total	<u>1,000</u>
<b><u>Bestwood - Public realm</u></b>		
Various throughout ward	Christmas lights' refurbishment	2,444
Leybourne Drive	Public realm improvements	49,500
	Total	<u>51,944</u>
	2017/18 LTP allocation	75,400
	c/fwd from 2016/17	44,481
	2017/18 public realm allocation	45,200

c/fwd from 2016/17	<u>6,787</u>
Total available 2017/18	171,868
Total allocated	<u>52,944</u>
Total unallocated	<u>118,924</u>

**14 DATES OF FUTURE MEETINGS**

**RESOLVED to meet at Loxley House at 4.30pm on the following Wednesdays:**

**06 December 2017**  
**07 March 2018**

**15 BASFORD AND BESTWOOD WARDS REPORT**

Dale Griffin, Neighbourhood Development Officer, presented the report, which for both wards detailed priorities and issues, notified forthcoming events and highlighted issues being addressed through Neighbourhood Action Team meetings.

**RESOLVED to note the report.**

**16 WARD COUNCILLOR BUDGET**

Dale Griffin, Neighbourhood Development Officer, presented the report, which detailed decisions taken under delegated authority by the Director of Neighbourhood Services since the last meeting.

**RESOLVED to note**

- (1) the allocation for 2017/18 of £5,000 for each ward Councillor;**
- (2) the actions taken under delegated authority in respect of projects in the Basford and Bestwood wards as follows:**

<u>Scheme</u>	<u>Amount</u> <u>(£)</u>
 <b><u>Basford ward</u></b>	
<b>No new schemes</b>	
 <b><u>Decommitted</u></b>	
Basford Board budget	891
Muslim directory	250
Total	<u>1,141</u>
 <b>C/fwd from 2016/17</b>	
	5,601
<b>Allocation 2017/18</b>	<u>15,000</u>
<b>Total available</b>	20,601
<b>Decommitted</b>	1,141
<b>Total available</b>	<u>21,742</u>
 <b><u>Bestwood ward</u></b>	
Knights Close Fun Day	300
Week of Action booklet / event	2,600



<b>Christmas launch event</b>	<b>3,800</b>
<b>Bestwood Dance Group</b>	<b>1,000</b>
<b>Bestwood's Got Talent 2018</b>	<b>1,000</b>
<b>Litter bin (Ridge MUGA)</b>	<b>450</b>
<b>Total</b>	<b><u>9,150</u></b>
<b><u>Decommitted</u></b>	
<b>Christmas light maintenance</b>	<b>5,000</b>
<b>C/fwd from 2016/17</b>	<b>5,936</b>
<b>Allocation 2017/18</b>	<b>15,000</b>
<b>Total available</b>	<b><u>20,936</u></b>
<b>Decommitted</b>	<b>5,000</b>
<b>Allocated at 30/07/17</b>	<b><u>9,150</u></b>
<b>Total available</b>	<b><u>16,786</u></b>

This page is intentionally left blank



# AREA BASED GRANT

## THE BESTWOOD PARTNERSHIP

### as Lead Organisation

## REPORT UPDATE TO AREA COMMITTEE September 2017

### BASFORD AND BESTWOOD

### Summary of Quarter 1 Monitoring, 2017-18

#### SECTION 1 – GRANT MANAGEMENT

##### 1.1 Partnership meetings

Date of meeting	Purpose of meeting	No. of organisations attending
June 2017	Meetings with partners have been taking place to look at monitoring for the year and manage expectations. BPCA A.G.M., BPCA Funding meeting BECA Project support (Luncheon Club) BECA Computer Club, SALTAR Association meeting Bestwood Park Church community event Bestwood Park Church social eating launch Bestwood Advice Centre training meetings	8
26 <sup>th</sup> April	Partners' meeting for those involved in Youth Priority – this is established as the Youth Strategy Group, plus City Council and supporting City officers & volunteers	3
Qu 2	A Partnership meeting is planned for qu. 2 (25 <sup>th</sup> July) to bring all together with an open agenda	tba

##### 1.2 Area Committee / cluster meetings

Date of meeting	Overview of ABG within meeting / outcome
21 <sup>st</sup> June 2017	Preparations for MEETING of AREA TWO COMMITTEE have included submission of the following reports, which were circulated with the Agenda of the meeting planned for 21 <sup>st</sup> June. The Reports prepared and circulated were: Quarter 4 2016/17 update, End of Year 2016/17, Delivery Plan 2017/18/ The meeting was delayed and will now take place in September, which will include this qu. 1 monitoring as an update.

##### 1.3 General overview

As will be seen in the report, without exception all outputs and outcomes have been achieved or exceeded in qu 1. In the few instances where anticipated activity has not taken place, this is noted under Emerging Issues for each priority or in activity for 2017-18. Slight revisions to outputs and outcomes for 2017-18 have improved the alignment with anticipated performance, and to ensure that activity is captured a little more completely.

Other observations as shown in qu. 4, 2016-17, continuing activity and development.

## SECTION 2 – EMPLOYMENT AND TRAINING

### 2.1 Services delivered

Organisation Name	Amount this Quarter	Outline of activity delivered including Number, location, days/times of sessions
<u>Bestwood Directions</u>	4590	Step into Work project began, for one year, with leverage of staff time against £3750 pq.. Job-clubs continued as in 2016-17. 8 training courses took place in total, including SBWA NCC Routeway, COSHH, First Aid, I.T., Health and Safety, Food Hygiene, Emergency First Aid. These were held at Southglade Access Centre and Bestwood Directions. Youth Event at Bulwell Riverside 5 <sup>th</sup> June, 9-12.30 Central Jobs Fair (parliament Stree) 7 <sup>th</sup> June Outreach at Bulwell JCP @ Basford Library, Whitemoor Baptist Church and Southglade Access Centre, Southwark Primary Sch.
<u>New College Nottingham</u>	488	Tutor provision and running some of the job-clubs and courses shown above.
<u>Bestwood Advice Centre</u>	1000	Benefits-to-work calculations and advice provided for individuals as telephone consultations or individual sessions. Money Matters and Benefits to Wages courses Bestwood customers, incl. June 8 <sup>th</sup> – 29 <sup>th</sup>

### 2.2 Period Progress

We have continued to participate in the Area 1 & 2 Employment Strategy group, Speed dating event / networking at Bulwell JCP 26<sup>th</sup> April also the City-wide Employment and Skills Community Co-ordination and Strategy meeting, replaced this quarter on 16<sup>th</sup> June Loxley Employability event involving potential customers. We also continue to participate in the NAT meetings in Bestwood and Basford in order to network with other agencies and providers.

2.3 Outputs and Outcomes:	Quarterly target & actuals				
	Q1	Q1 Actual	Q2	Q3	Q4
Number of job club sessions provided	25	38	25	25	25
Training / educational opportunities provided	5	11	3	4	8
No. of Individual support sessions provided	15	44	15	25	25
People supported through job clubs	25	36	20	30	25
People in sustainable employment	5	6	5	10	10
People improving their financial awareness	10	17	5	10	15
People participating in training opportunities	10	50	5	10	15

### 2.4 Emerging Issues and RAG rating (red/amber/green)

NCC Routeway failed to deliver voluntary work placements (to date). This is being chased up, as the customer group is feeling let down	Red to amber
Bulwell JCP outreach not successful is gaining customers, reviewing options to re-launch	Amber
Bestwood Advice Centre delivery improved this quarter to meet targets. Max attendance at courses did not materialize, but targets were met.	Green

### 2.5 Planned activity next quarter

Re-develop new training course New College Nottingham  
Build better employment links with local employers, especially local small businesses.  
Continue with schools outreach work. Participation at Southglade Live event 27<sup>th</sup> June  
Further monitoring of new partner activity in 2 2017-18.  
Engagement of Disability Direct Advice service to be examined for potential.

## SECTION 3 – CHILDREN & YOUNG PEOPLE

### 3.1 Services delivered

Organisation Name	Amount this Quarter	Outline of activity delivered including number, location, days/times of sessions
<u>CBF Gymnasiums in conjunction with ACAF</u>	<i>outreach 3,000, NCC space hire 2,000, facilitation &amp; membership 5,000</i>	Outreach programme: Bestwood Mon 4 – 9pm, Wed 5 - 8 pm, Basford Tues 5 – 8pm, Thurs 4 - 7 pm Activities took place at Southwark, (Mon, Tues, Wed 5-7) Southglade (Mon, Wed 5 - 6) Highbury Vale Boxing Tuesdays 5 – 6pm. Easter programme was a Spring Camp, Multi-sports at Henry Mellish
<u>N C Lionhearts Marching Band</u>	NIL (funding last year)	Group activity at Bestwood Estate Community Centre
<u>The People's Church</u>	NIL (funding last year)	Youth Group Weds 5.30 – 7pm Kids Club Thurs 4.30 – 5.30pm Youth Cafe Thurs 4.30 – 5.30 pm (term-time) Trips to Lazer Quest and local parks.
<u>Top Valley Academy Outward Bound Trust</u>	NIL (funding last year)	10 sessions May 5 – 7 including team challenges and climbing, taking place 7am – 10pm daily.
<u>The Pythian Club</u>	NIL (funding last year)	YOT-related mentoring support for young people, Boxing Thursdays 6 – 8, Football Tues 6 – 7 and Fri 4 – 6.30, Music studio M 5-7; all at New Basford C/C

**3.2 Period Progress** CDP worked with both Basford and Bestwood NDOs on shaping the young people's offer in the area, and with the local football teams on signposting young people into organised sport. Over the spring months did continued outreach and responded to YPP and local reported hotspots. Internal review took place with those engaged in the Outward Bound activity to gain feedback. Joint working of groups to do community events at Bestwood Park Church, esp. 20<sup>th</sup> June. The Pythian Club supports Citizen Service (NCS) proms.

3.3 Outputs and Outcomes:	Quarterly target & actuals				
	Q1	Q1 Actual	Q2	Q3	Q4
No. of universal sessions provided for young people	20	<b>58</b>	20	20	20
Outreach or detached sessions provided	10	<b>10</b>	10	10	10
Targeted sessions provided for young people	5	<b>20</b>	5	5	5
No. of mapping exercises of existing youth provision	0	<b>0</b>	0	1	0
Young people engaged through universal provision	50	<b>115</b>	50	50	50
Young people engaged through outreach provision	25	<b>30</b>	25	25	25
Young people supported in targeted provision	10	<b>40</b>	10	10	10

### 3.4 Emerging Issues and RAG rating (red/amber/green)

Expectations of young people will result in development of offer in year 2	Green
Knife crime as emerging issue being addressed through planned programmes following police and community group discussions	Amber

**3.5 Planned activity next quarter** Summer Programme by CDF; Henry Mellish Summer Camp Tues Wed & Thurs 10 – 2, Heathfield Wed and Thurs 1 – 4pm, Southwark Mon, Tues 2 – 4pm, Southglade MTW 2 – 5. Dance Programme Bestwood Park Church to be supported. Participation at Southglade Live event 27<sup>th</sup> June. Also Tournament at Forest Rec 12<sup>th</sup> August. Music Studio to showcase talents by Pythian Club at New Basford Community Centre & City

### 3.6 Communications and Partnership work

The Youth Strategy Group continues to meet regularly. Members are City NDOs, and a number of Early Help Team officers participate, and local Police representatives, hosted at Bestwood Directions. A referral process has been set in place to ensure young people at risk are particularly identified and worked with as a key element of targeted work under this priority, particularly through the YPP for the area. Represented the partnership at area YPP panel.

## SECTION 4 – COMMUNITY ASSOCIATIONS

### 4.1 Services delivered

Organisation Name	Amount this Quarter	Outline of activity delivered including number, location, days/times of sessions
<u>Bestwood Park Community Association</u>	1288	Breakfast Club, 7 – 9 Nursery 8.30 – 3pm, Mon- Fri Afterschool club weekdays 3 – 6pm Money matters Monday 1 -3, Church groups Mon 7-9pm Cookery 12 – 3pm Tuesdays, Lades Club 7 – 9pm 60+ group Weds 1 – 3pm, I.T. Maintenance Thurs 9 -12 Community Garden work started with help of volunteers from CO-OP and the community, & Centre decorated
<u>Bestwood Estate Community Association</u>	1621	Nursery, Church Group, Fit Club, Marching Band, Taekwondo, Messy Church, Over 50s, Best Companions, Committee, Knit and Natter PC Surgeris and Councillors Surgery have brought in 224 residents, & large number of private bookings, with banking & payroll improvements
<u>Leen Valley Community Association</u>	625	Continuing group and centre activity, with councillor sessions and training delivered on site., as well as Church and VOCC groups twice a week. An Easter Parade was held. Sponsorship from local shops.

### 4.2 Period Progress

Community Centre participation with open event to network with other local organisations. Bestwood Estate networking with University of Sheffield re: support in deprived areas. Grant from TESCO Bags for Life for woodland area. Bestwood Estate Community Centre: assessment of citizens who can be counted in outputs to show in qu. 2.

### 4.3 Outputs and Outcomes:

	Quarterly target & actuals				
	Q1	Q1 Actual	Q2	Q3	Q4
Community associations enhancing their membership	1	1	1	1	0
Community associations accessing financial support	1	2	1	1	0
Community centre development plans improved	0	2	1	1	1
Number of people accessing community centres	200	524	100	50	50
Community assns increasing financial sustainability	1	2	1	1	0
Community associations improving their governance	1	1	1	1	0
No. of new volunteers active in community associations	2	3	2	2	2
Number of user groups accessing community centres	20	26	10	10	0

### 4.4 Emerging Issues and RAG rating (red/amber/green)

Heathfield Community Association temporarily suspended, with the Centre being currently run directly by the City Council, so is functioning.	Red - Amber
Committee membership issues identified in qu 4 2016-17 were successfully addressed when Bestwood Park Community Association held its A.G.M. and gained new members, including a new Treasurer	Green

### 4.5 Planned activity next quarter

Continue development of Bestwood Park Community Centre garden, new flooring, summer evening meal and entertainment,  
Bestwood Park summer outing to the coast.  
Leen Valley Summer Fete being planned and a seaside trip for residents.

## SECTION 5 – SUPPORT FOR LOCAL VCS INFRASTRUCTURE

### 5.1 Services delivered

Organisation Name	Amount this Quarter	Outline of activity delivered including <ul style="list-style-type: none"> <li>• number of sessions</li> <li>• location of sessions</li> <li>• days/times of sessions</li> </ul>
<u>NCVS (Nottingham Community and Voluntary Service)</u>	1,000	Advice on financial & management issues to local groups, support to Transform Counselling Services CIC, Bestwood Park CA, Eden Hearts UK CIC, Nottingham Preschool P'ship (x5), Robin Hood Lottery and Spring SLR 9x6). Re governance, funding, strategic development and premises.
<u>Disability Direct</u>	NIL (funding last year)	A number of groups initiated, including exercise classes, befriending training for volunteers, Benefits Advice for up to 8 appointments daily, and Textiles group. Roadshows at Bulwell Riverside fortnightly. Emergency foodbank provision
<u>New Generation Community Hub</u>	NIL (last year)	Encounter Youth Club, Dance Fit, Parent Support Group, I.T.Sessions, BSLm Soup Kitchen, Natter and Nosh
<u>Basford Superstars</u>	658	One-off event to jump-start community involvement, with 50 participants, May 2017.
<u>Bestwood Stain Glass Group</u>	522	Group activity at Bestwood Directions
<u>Bestwood Park Church</u>	NIL (last year)	Launch of Community Social Eating sessions on 27 <sup>th</sup> June, BESTOP Kitchen, 60 participants, & 4 volunteers

**5.2 Period Progress:** Partnership working with City Council staff to facilitate participation (Disability Direct). Partnership Working with Sensory Learning and Play (New Generation Hub) Ongoing liaison with NDOs by NCVS and contact with a number of groups to update policies.

5.3 Outputs and Outcomes:	Quarterly target & actuals				
	Q1	Q1 Actual	Q2	Q3	Q4
One off activities delivered by local organisations.	4	6	4	2	2
Financial/organisational support sessions delivered	3	4	2	3	2
No. of training opportunities taken up by local orgs	3	3	2	3	2
Number of voluntary sector forums taking place	1	1	1	1	1
Number of local organisations newly active	4	7	0	0	0
No. of local organisations improving service delivery	8	15	4	2	2
Local orgs improving their financial sustainability	2	3	2	2	2
Local organisations improving management capacity	2	6	2	2	2
Local organisations increasing their knowledge	2	5	2	2	2
People engaging in activities delivered. by local orgs	100	535	100	100	100
No. of volunteers in local organisations newly active	6	23	2	0	0

### 5.4 Emerging Issues and RAG rating (red/amber/green)

Advice provision at BESTOP Kitchen not yet in place, to future occasions	Amber
Engagement of local community initially difficult for some groups, subsequently resolved through improved promotion / local publicity	Amber to Green
NCVS Training not taken up, so discounted offer put in place	Amber

### 5.5 Planned activity next quarter

Weekly BESTOP Kitchen events as opportunity to support more local people, & with advice. Continuing of existing group provision in qu.2. New partners identified in qu 4 2016-17 quarter will complete services under the ABG initially on a one-off basis in qu 2 and this will show in qu. 2 monitoring. Disability Direct Open Day and Summer BBQ to engage the community.

This page is intentionally left blank



### **Housing Development in Bestwood: Implications for local services**

Nottingham City Council is intending to build a range of new homes in Nottingham including to directly develop a number of surplus sites in partnership with Nottingham City Homes. The intention is for mixed tenure developments involving market sale, market rent and affordable housing.

There are several reasons why new homes are needed both in the City and in Bestwood Ward:

- Government policy - meeting the City Council's housing targets
- Making best use of surplus public land
- Diversifying the tenure of the area
- 'Step up' housing to retail aspiring families within the locality

A number of these development sites are in the Bestwood Ward, including Padstow, Ridgeway, Haywood and Eastglade. There are currently 7,855 homes in Bestwood Ward, and these proposed development sites could result in around an extra 570 new homes (7.3%). Although the overall population growth represented by these developments is relatively small as a proportion of the existing population in the area, concern has been raised about the impact of this population growth on local services, including health, schools, policing, transport and Early Help/Sure Start.

#### General comments

As part of any development proposal being awarded planning permission, a site will be required to provide a 'Section 106' contribution to fund impacts on services in the area including education expansion, transport improvements and open space provision/enhancement. All relevant service provider partners have been consulted generally about the implications of the Local Plan however officers have undertaken specific additional consultation in relation to the development in Bestwood.

#### Health

Health provision planning is undertaken by the Clinical Commissioning Group. As part of the development proposals Council officers have been in touch with the CCG to make them aware of the level of the development in this area and ask them to advise on the impact on Services. These discussions are ongoing.

#### Schools

Nottingham City Council has a duty to assess and support the develop sufficient education provision to meet the needs of local populations. NCC Education officers have been engaged in the decision for new build housing in Bestwood and have agreed that there is a need for additional school places to be created in the area. Their plan is to meet the additional requirements by extending existing schools rather than create a new school. They are currently reviewing the best options to do this and a s106 contribution for Education expansion will be made through the planning process.

## Policing

Ensuring adequate levels of policing is the responsibility of Nottinghamshire Police. NCC officers have consulted with Nottinghamshire Police as part of the proposals to develop a range of sites in Bestwood and made them aware of the collective impact on population levels. The Police are consulted on all relevant planning applications.

## Transport

A full transport assessment will be carried out on each site and submitted as part of the planning application. The sites are all close to existing bus routes and the sites links to the existing network.

## Early Help

Nottingham City Council's Early Help Services are delivered from the Sure Start Children's Centres and play and youth playgrounds and centres. The Children's Centre for the Bestwood area is located in the Southglade Access Centre and offers open access activities and more targeted services to meet identified additional needs of children and their families through family support clinics, groups and individual support. Play and Youth services are delivered from The Ridge Adventure Playground, which should have the capacity for additional demand. Officers managing the Early Help Service are aware of the development proposals in the Bestwood area and the impact on population growth. As the majority of the homes are targeted at planned to be private rent or open sale it is not envisaged that they will create a large additional demand in terms of children who fall into the target group for additional support. Nevertheless the effect on demand for services in this area is being tracked and the Service will look to respond appropriately to changes in demand."

## Housing Infrastructure Fund Bid.

In addition to the measures taken above the Council has also applied for £5.85 million Housing Infrastructure Fund specifically to provide additional infrastructure improvement in the Bestwood area. The bid related to a range of major junction transport improvements around Hucknall Road/Arnold Road Junction, Gala Way/Hucknall Road Junction and Arnold Road Beckhampton Road Junction. It also requested funds to support Education provision expansion in Bestwood and for the improvement of open space on the proposed development sites.

Mark Lowe, Head of Regeneration & Housing Delivery  
Matt Gregory, Planning Policy & Research Manager



**Bestwood & Basford Area 2 Committee**  
**December 2017**

<b>Title of paper:</b>	Nottingham City Homes Update	
<b>Director(s)/ Corporate Director(s):</b>	Nick Murphy, Chief Executive of Nottingham City Homes	<b>Wards affected: Bestwood &amp; Basford</b>
<b>Report author(s) and contact details:</b>	Leanne Hoban, Decent Neighbourhoods Manager, Nottingham City Homes <a href="mailto:Leanne.hoban@nottinghamcityhomes.org.uk">Leanne.hoban@nottinghamcityhomes.org.uk</a>	
<b>Other colleagues who have provided input:</b>	Daniel Pickard, Area Housing Manager, Nottingham City Homes <a href="mailto:daniel.pickard@nottinghamcityhomes.org.uk">daniel.pickard@nottinghamcityhomes.org.uk</a> 0115 746 9090	
<b>Date of consultation with Portfolio Holder(s) (if relevant)</b>	N/A	
<b>Relevant Council Plan Strategic Priority:</b>		
Cutting unemployment by a quarter		<input type="checkbox"/>
Cut crime and anti-social behaviour		<input checked="" type="checkbox"/>
Ensure more school leavers get a job, training or further education than any other City		<input type="checkbox"/>
Your neighbourhood as clean as the City Centre		<input checked="" type="checkbox"/>
Help keep your energy bills down		<input type="checkbox"/>
Good access to public transport		<input type="checkbox"/>
Nottingham has a good mix of housing		<input type="checkbox"/>
Nottingham is a good place to do business, invest and create jobs		<input type="checkbox"/>
Nottingham offers a wide range of leisure activities, parks and sporting events		<input type="checkbox"/>
Support early intervention activities		<input type="checkbox"/>
Deliver effective, value for money services to our citizens		<input checked="" type="checkbox"/>
<b>Summary of issues (including benefits to customers/service users):</b>		
<p>The report provides updates on key issues and themes which link back to local priorities and the strategic themes for Nottingham City Homes.</p> <p>The reports provide summary updates on the following key themes:</p> <ul style="list-style-type: none"> <li>• Capital Programme and major work;</li> <li>• Area regeneration and environmental issues;</li> <li>• key messages from the Tenant and Leasehold Congress;</li> <li>• Tenant and Residents Associations updates;</li> <li>• Area performance;</li> <li>• Good news stories and positive publicity.</li> </ul>		
<b>Recommendation(s):</b>		
<b>1</b>	To note and comment on the update and performance information.	
<b>2</b>	To note the allocation of funds for 2017/18, detailed in Appendix 1.	

## **1. REASONS FOR RECOMMENDATIONS (INCLUDING OUTCOMES OF CONSULTATION)**

- 1.1 The Nottingham City Homes Update provides a descriptive and statistical picture of what is happening at an area level and invite community representatives to comment, debate, challenge and identify how they can add value to improve their neighbourhoods.
- 1.2 The update also monitors progress in the wards and acts as a catalyst for debate about the key performance issues impacting upon the ward on a quarterly basis.

## **2 BACKGROUND (INCLUDING OUTCOMES OF CONSULTATION)**

- 2.1 Nottingham City Homes previously reported on performance at local Area Panels, Panels that sit below the respective Area Committees. These panels were attended by local residents, local Councillors and partner agencies.
- 2.2 Nottingham City Homes has a goal to 'create homes and places where people want to live' and to give tenants and leaseholders an input in shaping what happens in their area. The Nottingham City Homes Update and Performance Report is one of a number of initiatives that increases the transparency and accountability of the Company's performance.
- 2.3 Following the decision for the Nottingham City Homes reps to attend Area Committee, it was decided to provide the Nottingham City Homes Update Report to Area Committee. Appendices 1 and 2 provide the latest performance position for the committee to note and comment on.

Appendix 1 outlines the remaining capital budget for this area for noting.

## **3 OTHER OPTIONS CONSIDERED IN MAKING RECOMMENDATIONS**

None

## **4 FINANCIAL IMPLICATIONS (INCLUDING VALUE FOR MONEY/VAT)**

Budgets are allocated on a yearly basis for each ward and there is an obligation on Nottingham City Homes to ensure that funds are allocated to projects within these budget requirements

## **5 RISK MANAGEMENT ISSUES (INCLUDING LEGAL IMPLICATIONS AND CRIME AND DISORDER ACT IMPLICATIONS)**

None

## **6 EQUALITY IMPACT ASSESSMENT**

- 6.1 Has the equality impact been assessed?

Not needed (report does not contain proposals or financial decisions)

7. **LIST OF BACKGROUND PAPERS OTHER THAN PUBLISHED WORKS OR THOSE DISCLOSING CONFIDENTIAL OR EXEMPT INFORMATION**

None

8. **PUBLISHED DOCUMENTS REFERRED TO IN COMPILING THIS REPORT**

None





# NCH update report

**Time: 4:30pm**

**Date: Wednesday December 2017**

**Presented by: Cath Stocks**

Page 23

	Item	Executive Summary / Key Points	For information or decision
1	Capital Programme & major works	<p>Scooter stores Work to install a scooter store at Crossfield is underway and about 30% complete.</p> <p>Maintaining decency We continue to replace single glazed and wooden double glazed windows across the City as well as installing composite doors where needed. A concentration to replace double glazed timber windows has started in the Bestwood area.</p> <p>Kitchens and bathrooms continue to be renewed when they come to the end of their natural lifespan whilst appeals for new kitchen and bathrooms are increasing in volume. There is flexibility to incorporate them in the current programme within 8 to 10 weeks. Last property for financial year 2017-8 will be opened in February.</p> <p>Decent neighbourhoods A decision regarding decent neighbourhoods on Toton Close remains</p>	Information

	<p>outstanding.</p> <p>Leybourne Road phase three - The project was approved in September and will be delivered late November early December.</p> <p>New build</p> <p>Tunstall Drive NCH are currently working through feasibility studies for this site, with a view to delivering around 10 new family home</p> <p>Padstow Padstow, now in period of public consultation on the basic draft plans showing road layout and indication on dwelling dispersment.</p> <p>Eastglade An inspirational development of 44 eco homes and a community food growing facility, to be owned, built and managed by NCH. Eastglade, the boundary plans have been taken to public events to raise awareness of a future development of eco homes on this site.</p> <p>Hazel Hill Twenty one bungalows scheduled for completion in Autumn 2017.</p> <p>Gautries Close Five new family homes scheduled to complete in Autumn 2017.</p> <p>Amber Hill Eight new homes to complete in Autumn 2017.</p> <p>Haywood New site, currently in feasibility stage and pre-site investigations. Site is</p>	
--	---	--










		<p>4.33hectares, possible development of up to 160 homes.</p> <p>Flood mitigation works</p> <p>Properties around Daron Gardens, Edern Gardens, Towyn Court and Cadlan Court have been identified as requiring personal property level resilience (PLR). Assessment of properties is needed to decide what is best is needed to protect them. NCC project with NCH support for customer interaction. A community event was held at the end of October where a few people attended but door step conversations were really positive. Work is due to commence in early 2018.</p>	
2	<p>Area Regeneration and Environmental Issues</p>	<p>Bestwood</p> <p>Leybourne Drive Phase 3 received approval and has commenced on site with completion expected before Christmas.</p> <p>Basford</p> <p>We are still waiting for NCC to confirm plans and final costings for the Toton Close Project as funding was agreed at Area Committee in June 2015 and is on hold until designs agreed and consultation undertaken with residents. We can then agree start date for this project to be delivered.</p>	Information
3	<p>Key messages from the Tenant and Leasehold Congress</p>	<p><b>My Neighbours, My Neighbourhood – Get Involved at NCH</b></p> <p>We’re always looking for resident volunteers to work with us to help us improve services. Experience and qualifications are not necessary as we can help residents with everything they need to be successful by offering free training through the Tenant Academy as well as one to one support from the Tenant Involvement Team and local Housing Patch Managers.</p> <p>It’s a great way for residents to give back to their communities and be there for other people who need extra support. There are a variety of</p>	Information

	<p>opportunities available:</p> <p><b><u>Communications Panel Volunteer</u></b> – Help us make sure our newsletters, our website, events and publications are covering the issues that matter most to our customers.</p> <p><b>Equalities Panel Volunteers</b> – Help us to offer services that meet everyone’s different needs – and help us build strong communities based on mutual respect.</p> <p><b>Customer Excellence Panel Volunteers</b> – Help us to review our services and work with us to identify ways we can improve.</p> <p><b>Complaints Panel Volunteers</b> – help us to understand how were doing and where we need to improve by making sure we’re dealing with complaints correctly and that our services are fair.</p> <p><b>ACE Inspectors</b> – Our tenants and leaseholders can help us to review our services and make recommendations to improve quality of our neighbourhoods. ACE inspectors support the Customer Excellence Panel, by carrying out 'reality checks' on front-line services, such as the Customer Service Centre (CSC) and our housing officers and reception areas. Their work ranges from conducting mystery shopping to judging 'best garden' competition.</p> <p><b>Street or Block Champions</b> – This is a new initiative for our tenants and leaseholders to be an important voice in their area, providing a valuable link between us and their neighbourhoods. To launch this new initiative we hosted a launch event at the Council House recently where we invited our tenants and leaseholders who expressed an interest to be involved. Over 50</p>	
--	--	--

		<p>of our tenants attended the event and we are hoping to recruit many more. The Tenant and Community Involvement Manager for the North has recently promoted this initiative via NCC Social media channels.</p> <p>-----</p> <p><b>NCH annual Fun Day</b> - We've held our Fun Day for a number of years - it's the biggest event we organise for our residents with more than 600 people attending last year.</p> <p>This year we had 1300 people who attend the event. The turnout was amazing and breaking all previous Fun Day records. The event was jam packed with activities, stalls, performances and events suitable for all ages.</p> <p><b>Best Garden Competition</b> - The annual best garden competition has been held in Nottingham for more than 80 years. It recognises the genuine pride taken by our tenants and leaseholders in looking after their gardens. Our Ace Inspectors have recently been judging this year's competition. The winners will be invited to an awards ceremony at the council house on the 9<sup>th</sup> November.</p> <p><b>Families Fund Application Bid to Sport England working in Partnership with Notts County Fit In The Community.</b> – If the NCH bid is successful we hope to encouraging families to exercise together in their local neighbourhoods. Green Spaces have been selected from our most deprived communities. Consultation has recently taken place within the locality of these areas to see what activities local residents would take part in on the green space near to their home. It is hoped that organisers can provide free or very low cost activities for local residents to take part in together as a family.</p>	
4	Tenant and Residents Associations updates	Currently we are advised there are no active groups in the area.	Information







5	Area Performance Figures	See attached report	Information
6	Good news stories & positive publicity		Information



**AC2-1 Anti-social behaviour**

Performance indicator and definition	Target	2016/17			2015/16	2014/15	Latest Note
		Value	Status	Long Trend	Value	Value	
% of ASB cases resolved – Bestwood <i>Note: This PI measures the proportion of ASB cases NCH has successfully resolved. Data for this PI is not available by ward and is reported by Housing Office.</i>	99%	100%			99.56%	100%	100% target met for the month of March by HPMs managing cases on ReACT and working with complainants and alleged perpetrators to resolve ASB issues.
% of ASB cases resolved by first intervention – Bestwood <i>Note: This PI monitors how many ASB cases NCH resolved on the first intervention e.g. written warning. Data for this indicator is not available by ward and is reported by Housing Office.</i>	85%	95.43%			92.07%	88.24%	In March, one case was not resolved by warning letter so NCH had to apply to court for an injunction order which was successfully obtained.
Number of new ASB cases – Bestwood <i>Note: Data for this PI is only available by Housing Office.</i>		217			189	188	Year to date there has been a decrease in the number of new ASB cases (49) when compared to 2013/14 (69).
Tenant satisfaction with the ASB service <i>Note: . Overall tenant satisfaction with the ASB</i>	8.5				7.1	7.51	Tenant satisfaction with the ASB service has improved. We received the highest scores for the support provided, ease of reporting, and willingness to report ASB

<p><i>service - The average score (out of 10) for each survey question. Data for this indicator is not available by ward..</i></p>							<p>in the future. CommUNITY mediation service will be launched in the summer to support early intervention and is expected to positively impact on customer satisfaction To further drive performance improvement we will continue to undertake regular case supervision and regular case quality checks.</p>
--	--	--	--	--	--	--	---

**AC2-2 Repairs**





Performance indicator and definition	Target	2016/17			2015/16	2014/15	Latest Note
		Value	Status	Long Trend	Value	Value	
% of repairs completed in target – AC - Bestwood & Basford <i>Note: This PI monitors the proportion of repairs being completed within agreed timescales.</i>	96%	95.43%			96.39%	97.75%	WS-Mar-2017 Performance is just under target for Qtr. 4 we completed 8166 jobs in this period and 388 were completed out of target this is mostly down to scaffold work and ordering of special materials. We are in the process of modernising the Repairs and Maintenance service to gain further Value for Money and improvements in performance around these areas.
% of repairs completed in target – Basford Ward <i>Note: This PI monitors the proportion of repairs being completed within agreed timescales.</i>	96%	95.7%			96.26%	97.56%	WS-Mar-2017 Performance is just under target for Qtr. 4 we completed 5510 jobs in this period and 237 were completed out of target this is mostly down to scaffold work and ordering of special materials. We are in the process of modernising the Repairs and Maintenance service to gain further Value for Money and improvements in performance around these areas.
% of repairs completed in target – Bestwood Ward <i>Note: This PI monitors the proportion of repairs being completed within agreed timescales.</i>	96%	95.28%			96.46%	97.85%	WS-Mar-2017 Performance is just under target for Qtr. 4 we completed 2656 jobs in this period and 151 were completed out of target this is mostly down to scaffold work and ordering of special materials. We are in the process of modernising the Repairs and Maintenance service to gain further Value for Money and improvements in performance around these

<p>Tenant satisfaction with the repairs service</p> <p><i>Note: Data for this PI is only available citywide</i></p>	9.1	9.08			9.1	8.9	<p>areas.</p> <p>WS -Mar - 2016 Performance is just under target at 9.08 for the year we continue to look at introducing service improvements through the repairs modernisation and monitor customer satisfaction data to highlight and inform these service improvements. These improvements have been added to an action plan that covers the whole of R&amp;M to improve customers satisfaction with the service. We are also currently piloting new customer service cards.</p>
---	-----	------	---	--	-----	-----	---









**AC2-3 Rent Collection**

Page 33







Performance indicator and definition	Target	2016/17			2015/16	2014/15	Latest Note
		Value	Status	Long Trend	Value	Value	
<p>% of rent collected  <i>Note: This PI measures the amount of rent collected (including tenant arrears) as a percentage of rent due for the current year. Data for this indicator is not available by ward and is reported city wide.</i>  <i>Trend shows as improving if value is over 100% as arrears are decreasing.</i></p>	100%	100.29%			100.25%	100.56%	We are above target at 101.22% and showing an improvement on this point last year when we were 100.84%. We had a "Rent First" campaign in January in order to raise awareness amongst customers and staff of the importance of paying rent. This intended to ensure performance continued to hit target leading to our of year end push.
<p>% of tenancies ending due to eviction  <i>Note: This PI monitors the percentage of tenants being evicted due to rent arrears and is reported citywide.</i></p>		0.36%			0.43%	0.56%	We were below target and carried out less evictions that at this point last year. We have evicted 76 tenants for rent arrears so far this financial year. At the same point last year we had evicted 83. We continue to focus on tenancy sustainment and supporting our tenants who find themselves in financial difficulty.

**AC2-4a Empty properties - Average relet time**







Performance indicator and definition	Target	2016/17			2015/16	2014/15	Latest Note
		Value	Status	Long Trend	Value	Value	
Average void re-let time (calendar days) – AC - Bestwood & Basford <i>Note: This PI measures how long it takes NCH to re-let empty properties from the end of the old tenancy to the start of the new tenancy</i>	25	31.91			27	30.71	See below
Average void re-let time (calendar days) – Basford Ward <i>Note: This PI measures how long it takes NCH to re-let empty properties from the end of the old tenancy to the start of the new tenancy</i>	25	40.42			33.19	24.43	The target was not met due to the letting of empty properties within Independent Living schemes where demand at times can be limited.  General needs properties were let in an average of 26 days.  The Lettings and Voids team are now co-located in the same office for the first time and this will lead to improved joint working to minimise the time properties remain empty.
Average void re-let time (calendar days) – Bestwood Ward <i>Note: This PI measures how long it takes NCH to re-let empty</i>	25	29.1			24.17	32.89	The target was not met due to the letting of empty properties within Independent Living schemes where demand at times can be limited.

<p><i>properties from the end of the old tenancy to the start of the new tenancy</i></p>						<p>General needs properties were let in an average of 23 days.</p> <p>The Lettings and Voids team are now co-located in the same office for the first time and this will lead to improved joint working to minimise the time properties remain empty.</p>
--	--	--	--	--	--	---







**AC2-4b Empty properties - Lettable voids**

Performance indicator and definition	Target	2016/17			2015/16	2014/15	Latest Note
		Value	Status	Long Trend	Value	Value	
Number of lettable voids – AC - Bestwood & Basford  <i>Note: Lettable voids are empty properties available for re-letting. They will receive repair work and then be re-let to a new tenant.</i>		18			28	46	See below
Number of lettable voids – Basford Ward  <i>Note: Lettable voids are empty properties available for re-letting. They will receive repair work and then be re-let to a new tenant.</i>		4			9	16	The number has decreased by 5 since the previous report
Number of lettable voids – Bestwood Ward  <i>Note: Lettable voids are empty properties available for re-letting. They will receive repair work and then be re-let to a new tenant.</i>		14			19	30	The number has decreased by 5 since the previous report

**AC2-4c Empty properties - Decommissioning**

Performance indicator and definition	Target	2016/17			2015/16	2014/15	Latest Note
		Value	Status	Long Trend	Value	Value	
<p>Number of empty properties awaiting decommission – AC - Bestwood &amp; Basford</p> <p>Note: This PI shows the number of empty properties which will not be re-let and includes those being decommissioned and / or demolished.</p>		0			1	1	None at present
<p>Number of empty properties awaiting decommission – Basford Ward</p> <p>Note: This PI shows the number of empty properties which will not be re-let and includes those being decommissioned and / or demolished.</p>		0			1	1	None at present
<p>Number of empty properties awaiting decommission – Bestwood Ward</p> <p>Note: This PI shows the number of empty properties which will not be re-let and includes those being decommissioned and / or demolished.</p>		0			0	0	None at present







**AC2-5 Tenancy sustainment**

Performance indicator and definition	Target	2016/17			2015/16	2014/15	Latest Note
		Value	Status	Long Trend	Value	Value	
Percentage of new tenancies sustained - AC - Bestwood & Basford  <i>Note: This PI measures the number of new tenants who are still in their tenancy 12 months later.</i>	96.5%	92.6%			92.92%	95.15%	Currently behind target but HPMs working with Lettings Team to accompany at sign up to make early interventions with new customers to help sustain tenancies.
Percentage of new tenancies sustained - Basford Ward  <i>Note: This PI measures the number of new tenants who are still in their tenancy 12 months later.</i>	96.5%	92.73%			93.68%	94.12%	No data available
Percentage of new tenancies sustained - Bestwood Ward  <i>Note: This PI measures the number of new tenants who are still in their tenancy 12 months later.</i>	96.5%	92.54%			92.62%	95.52%	No data available







## Area report - Bestwood & Basford

Generated on: 10 November 2017

### AC2-1 Anti-social behaviour

Performance indicator and definition	Target	2017/18			2016/17	2015/16	Latest Note
		Value	Status	Long Trend	Value	Value	
% of ASB cases resolved – Bestwood  <i>Note: This PI measures the proportion of ASB cases NCH has successfully resolved. Data for this PI is not available by ward and is reported by Housing Office.</i>	99%	100%			100%	99.56%	100% target met for the month of March by HPMs managing cases on ReACT and working with complainants and alleged perpetrators to resolve ASB issues.
% of ASB cases resolved by first intervention – Bestwood  <i>Note: This PI monitors how many ASB cases NCH resolved on the first intervention e.g. written warning. Data for this indicator is not available by ward and is reported by Housing Office.</i>	85%	96.72%			95.5%	92.07%	In March, one case was not resolved by warning letter so NCH had to apply to court for an injunction order which was successfully obtained.
Number of new ASB cases – Bestwood  <i>Note: Data for this PI is only available by Housing Office.</i>		55			217	189	Year to date there has been a decrease in the number of new ASB cases (49) when compared to 2013/14 (69).

## AC2-2 Repairs





Performance indicator and definition	Target	2017/18			2016/17	2015/16	Latest Note
		Value	Status	Long Trend	Value	Value	
% of repairs completed in target – AC - Bestwood & Basford  <i>Note: This PI monitors the proportion of repairs being completed within agreed timescales.</i>	96%	93.1%			95.43%	96.39%	
% of repairs completed in target – Basford Ward  <i>Note: This PI monitors the proportion of repairs being completed within agreed timescales.</i>	96%	92.5%			95.7%	96.26%	
% of repairs completed in target – Bestwood Ward  <i>Note: This PI monitors the proportion of repairs being completed within agreed timescales.</i>	96%	93.45%			95.28%	96.46%	
Tenant satisfaction with the repairs service	9.1				9.08	9.1	WS -Oct - 2016 Performance is in target for the month at 9.2% .With performance at 9.08 for the year we continue to look at introducing service improvements through the repairs modernisation and monitor customer satisfaction data to highlight and inform these service improvements.









*Note: Data for this PI is only available citywide*

These improvements have been added to an action plan that covers the whole of R&M to improve customers satisfaction with the service. We are also currently piloting new customer service cards.

## AC2-3 Rent Collection

Performance indicator and definition	Target	2017/18			2016/17	2015/16	Latest Note
		Value	Status	Long Trend	Value	Value	
<p>% of rent collected</p> <p><i>Note: This PI measures the amount of rent collected (including tenant arrears) as a percentage of rent due for the current year. Data for this indicator is not available by ward and is reported city wide.</i></p> <p><i>Trend shows as improving if value is over 100% as arrears are decreasing.</i></p>	100%	100.01%			100.29%	100.25%	<p>The collection rate at the end of the second quarter is just ahead of target at 100.01%. This is ahead of the same point last year when we achieved 97.58% at the end of quarter two. This also corresponds with a lower level of arrears when compared with the same point last year. The number of Universal Credit cases continues to increase steadily with a continuing reduction in the amount of Housing Benefit received, however following a review of our processes the team is continuing to manage all UC cases effectively. There are currently 390 live cases with a total debt of £194,138, an increase of £88,467 due to UC. The "Rent First" campaign is continuing to raise awareness of the importance of paying rent and putting measures in place to prepare NCH tenants for the full roll out of UC in 2018.</p>
<p>% of tenancies ending due to eviction</p> <p><i>Note: This PI monitors the percentage of tenants being evicted due to rent arrears and is reported citywide.</i></p>	0.43%	0.37%			0.36%	0.43%	<p>We are below target and have carried out less evictions than at this point last year. We have evicted 76 tenants for rent arrears so far this financial year. At the same point last year we had evicted 83. We continue to focus on tenancy sustainment and supporting our tenants who find themselves in financial difficulty.</p>







### AC2-4a Empty properties - Average relet time

Performance indicator and definition	Target	2017/18			2016/17	2015/16	Latest Note
		Value	Status	Long Trend	Value	Value	
<p>Average void re-let time (calendar days) – AC - Bestwood &amp; Basford</p> <p><i>Note: This PI measures how long it takes NCH to re-let empty properties from the end of the old tenancy to the start of the new tenancy</i></p>	25	30.62			31.91	27	See below
<p>Average void re-let time (calendar days) – Basford Ward</p> <p><i>Note: This PI measures how long it takes NCH to re-let empty properties from the end of the old tenancy to the start of the new tenancy</i></p>	25	32.21			40.42	33.19	<p>The target was not met partly due to the letting of empty properties within Independent Living schemes where demand at times can be limited.</p> <p>General needs properties were let in an average of 30 days.</p> <p>The Lettings and Voids team are now co-located in the same office for the first time and this will lead to improved joint working to minimise the time properties remain empty.</p>
<p>Average void re-let time (calendar days) – Bestwood Ward</p> <p><i>Note: This PI measures how long it takes NCH to re-let empty properties from the end of the old tenancy to the start of the new tenancy</i></p>	25	29.99			29.1	24.17	<p>The target was not met partly due to the letting of empty properties within Independent Living schemes where demand at times can be limited.</p> <p>General needs properties were let in an average of 29 days</p> <p>The Lettings and Voids team are now co-located in the same office for the first time and this will lead to improved joint working to minimise the time properties remain empty.</p>

### AC2-4b Empty properties - Lettable voids







Performance indicator and definition	Target	2017/18			2016/17	2015/16	Latest Note
		Value	Status	Long Trend	Value	Value	
Number of lettable voids – AC - Bestwood & Basford  <i>Note: Lettable voids are empty properties available for re-letting. They will receive repair work and then be re-let to a new tenant.</i>		28			18	28	
Number of lettable voids – Basford Ward  <i>Note: Lettable voids are empty properties available for re-letting. They will receive repair work and then be re-let to a new tenant.</i>		8			4	9	
Number of lettable voids – Bestwood Ward  <i>Note: Lettable voids are empty properties available for re-letting. They will receive repair work and then be re-let to a new tenant.</i>		20			14	19	

### AC2-4c Empty properties - Decommissioning

Performance indicator and definition	Target	2017/18			2016/17	2015/16	Latest Note
		Value	Status	Long Trend	Value	Value	
<p>Number of empty properties awaiting decommission – AC - Bestwood &amp; Basford</p> <p>Note: This PI shows the number of empty properties which will not be re-let and includes those being decommissioned and / or demolished.</p>		0			0	1	
<p>Number of empty properties awaiting decommission – Basford Ward</p> <p>Note: This PI shows the number of empty properties which will not be re-let and includes those being decommissioned and / or demolished.</p>		0			0	1	
<p>Number of empty properties awaiting decommission – Bestwood Ward</p> <p>Note: This PI shows the number of empty properties which will not be re-let and includes those being</p>		0			0	0	

<i>decommissioned and / or demolished.</i>							
--	--	--	--	--	--	--	--

## AC2-5 Tenancy sustainment

Performance indicator and definition	Target	2017/18			2016/17	2015/16	Latest Note
		Value	Status	Long Trend	Value	Value	
Percentage of new tenancies sustained - AC - Bestwood & Basford  <i>Note: This PI measures the number of new tenants who are still in their tenancy 12 months later.</i>	96.5%	95.71%			93.22%	92.92%	Currently behind target but HPMs working with Lettings Team to accompany at sign up to make early interventions with new customers to help sustain tenancies.
Percentage of new tenancies sustained - Basford Ward  <i>Note: This PI measures the number of new tenants who are still in their tenancy 12 months later.</i>	96.5%	96.97%			94.78%	93.68%	
Percentage of new tenancies sustained - Bestwood Ward  <i>Note: This PI measures the number of new tenants who are still in their tenancy 12 months later.</i>	96.5%	95.15%			92.41%	92.62%	

This page is intentionally left blank



**APPENDIX 3**

Area	Ward	Actual Budget (including carry over from 2016/17	Schemes Approved	Schemes Committed	Schemes De Committed	Remaining Budget
2	Bestwood	£165,277.95	£0	£0	£0	£12,924.95
2	Basford	£146,226.99	£0	£0	£0	£146,226.99

Address	Request	Reason	Nottingham City Homes Officer	Cost	Approval
No Requests					

This page is intentionally left blank

# AREA BASED GRANT

## QUARTERLY MONITORING REPORT



### CONTACT DETAILS

Area	<b>Basford and Bestwood (Area Two)</b>
Name of Organisation	<b>The Bestwood Partnership</b>
Monitoring period	<b>July-Sept 2017 (2017-18, qu.2)</b>
Name of person completing form	Gary Cawthorne
Date completed	12 <sup>th</sup> October 2017
Returned via email to:	louise.graham@nottinghamcity.gov.uk

## SECTION 1 – GRANT MANAGEMENT

### 1.1 Partnership meetings

Date of meeting	Purpose of meeting	No. of organisations attending
<b>25<sup>th</sup> July 2017</b>	An Area Two full Partnership meeting took place on 25 <sup>th</sup> July to bring all together with an open agenda. There were 12 attendees, and 2 apologies. The organisations represented were: Bestwood Partnership, Basford Road Baptist Church, Bestwood Advice Centre, Nottingham CVS, Bestwood Estate Community Association, Disability Direct, Bestwood Park Church and The People's Church. All of these are Partners in the Area-Based Grant provision in Basford and Bestwood. Members shared roles and current responsibilities, and reviewed the current Delivery Plan and the year's opportunities.	<b>8</b>
<b>11<sup>th</sup> July 2017</b>	Partners' meeting for those involved in Youth Priority – this is established as the Youth Strategy Group, plus supporting City officers and volunteers. The Bestwood Partnership, CBF Gymnasiums, The People's Church and Bestwood Park Church were represented	<b>4</b>
<b>12<sup>th</sup> Sept 2017</b>	Further Partners' meeting for those involved in Youth Priority –the Youth Strategy Group. The Bestwood Partnership, CBF Gymnasiums, The People's Church and Bestwood Park Church were represented	<b>4</b>

## 1.2 Area Committee / cluster meetings

Date of meeting	Overview of ABG within meeting / outcome
<b>20<sup>th</sup> September</b>	<p><b>Area Committee Meeting (Basford and Bestwood).</b></p> <p>The following reports were prepared, which were circulated with the Agenda of the meeting planned for 21<sup>st</sup> June but postponed, plus new items / updates. The Reports prepared and circulated were: Quarter 4 2016/17 update and Delivery Plan 2017/18. End of Year Report 2016/17. Also circulated as update, Quarter 1 monitoring. The Report was presented at the meeting by Gary Cawthorne. The meeting welcomed the presentation and reports as valuable and detailed, and very useful to elected members with comprehensive information.</p>

## 1.3 General overview

Outputs and outcomes have been achieved and mostly exceeded against targets in qu 2, with few exceptions. The only two outputs/outcomes which total less than the target for the year to date (qu.1 + qu.2) are INP3 Training Opportunities taken up by local organisations and CAC5 User Groups accessing community centres. These receive a note under Emerging Issues for each priority or are addressed in expected activity for qu.3 .

Templates for monitoring by partners continue to pick up clearly one-off events and distinguish repeat events (such as clubs, groups meeting weekly or at a fixed frequency). Qu. 4 monitoring will be adjusted if necessary to catch an accurate picture of the full year. We continue to emphasise in collecting monitoring that individuals counted should be unique, i.e. only recorded once in the year, and that they are residents of Basford and Bestwood wards.

Outputs and outcomes for a particular area are often addressed by organisations operating under another. This is inevitable, and good, showing the close working between partners in these two strands of the funding. A description of any such crossover is shown under Services Delivered and/or Period Progress. Such outputs and outcomes are not duplicated across priorities, counted only once across the total.

New Partner activity which was made possible at the end of last year or in qu.1 has in some instances provided for outputs and outcomes now coming through. This means that despite a small reduction in funding for 2017-18 our delivery in qu. 2 continues to show an increase in breadth and quantity.

## SECTION 2 – EMPLOYMENT AND TRAINING

### 2.1 Services delivered (please add rows as required)

Organisation Name	Amount this Quarter	Outline of activity delivered including <ul style="list-style-type: none"> <li>• number of sessions</li> <li>• location of sessions</li> <li>• days/times of sessions</li> </ul>
<u>Bestwood Directions</u>	3847	Job-clubs continued, with 3 per week, 2 Weds & 1 Fri, 38 sessions in all, with 25 participants 3 training one-day courses took place Food Hygiene (5 <sup>th</sup> July) Emergency First Aid (6 <sup>th</sup> June) Health and Safety (27 <sup>th</sup> July) 4 ongoing classes commenced: I.T., , Hairdressing (15 <sup>th</sup> Sept start) and Arts and Crafts (18 <sup>th</sup> Sept start) These were all held at Southglade Access Centre or Bestwood Directions, with 37 citizens participating.
<u>New College Nottingham</u>	551	Tutor provision and running some of the job-clubs and courses shown above.
<u>Bestwood Advice Centre</u>	1000	Benefits-to-work calculations and advice provided for 19 individuals as telephone consultations or individual sessions at Bestwood Park Church outreach, plus 6 direct referrals from Bestwood Directions 6 additional residents benefited from course activity (brought forward from qu 1)
<u>Bestwood Stain Glass Group</u>	NIL (funding qu. 1)	7 participated in group training at Bestwood Directions

### 2.2 Period Progress

***Please give a brief overview of any other key activities undertaken this quarter***

Partnership working with JobCentre Plus Bulwell takes places, and re-engaging with Central JCP. Motorpoint Arena Event (13<sup>th</sup> Sept) in which Bestwood Directions participated. We engaged directly with employers re recruitment, especially Vestatech Automotives and TailorMaid (Homecare).  
 Attended Southglade Park Live Event 27<sup>th</sup> July and Vernon Park event 21<sup>st</sup> July.  
 Outreach at the Ridge MUGA Opening 30<sup>th</sup> Sept.  
 Consultation activity at Bestwood Park Church Kitchen re Training and course opportunities.

The Step into Work project continues, for residents under 30, with ABG leverage as qu.1.

## 2.3 Outputs and Outcomes

Quantitative Output & Monitoring method	Quarterly target & actuals							
	Q1	Q1	Q2	Q2 actual	Q3	Q3	Q4	Q4
Number of Job club sessions provided	25	38	25	38	25		25	
Number of training / educational opportunities provided	5	11	3	8	4		8	
Number of individual support sessions provided	15	44	15	49	25		25	

Qualitative Output & Monitoring method	Quarterly target & actuals							
	Q1	Q1	Q2	Q2 actual	Q3	Q3	Q4	Q4
Number of people supported through job clubs	25	36	20	25	30		25	
Number of people in sustainable employment	5	6	5	6	10		10	
Number of people improving their financial awareness	10	17	5	25	10		15	
Number of people participating in training opportunities	10	50	5	50	10		15	

The Employment and Skills spread sheet to identify individuals you or your partners have supported is **forwarded separately**.

## 2.4 Emerging Issues

Summary of issue	RAG rating (red/amber/green)
Serious, multiple, issues remain for customers under the NCC Routeway, not at present resolved, fault lies clearly with NCC Trading Operations. This is being how followed up by Bestwood Directions with Nottingham Works support to try to resolve outstanding issues and plan for the future. [While this is essentially a Red issue, the implications are Amber for Bestwood Directions/NCN provision]	<i>Amber</i>
Bulwell JCP outreach had been not successful is gaining customers, options reviewed and now organised differently	<i>Green</i>
College merge, resulting in the fact that new funding has not been accessible. And last minute changes and cancellations and changes in provision not yet resolved	<i>Amber</i>

## 2.5 Planned activity next quarter

Please give a brief overview of key activities planned for the next quarter
As qu. 2, plus: Jobs Fair scheduled for qu. 3 and Routeway for Tailor Maid Home Care Networking to meet new providers to assist with required training delivery. Hairdressing and Arts and Crafts courses ongoing. New IT Class 7 <sup>th</sup> November.

## SECTION 3 – CHILDREN & YOUNG PEOPLE

### 3.1 Services delivered

Organisation Name	Amount this Quarter	Outline of activity delivered including number, location, days/times of sessions
<u>CBF Gymnasiums in conjunction with ACAF</u>	10,000	Outreach programme (between times shown): Bestwood Mon 6 – 9pm, Wed 5 - 9 pm, Fri 6 – 9 pm Basford Tues 5 – 8pm, Thurs 6 - 8 pm Activities took place at Southwark, (Mon, Tues, Wed between 5 & 8), Southglade (Mon, Wed 5 - 6) Highbury Vale Boxing Tuesdays 5 – 6 pm. Summer programme extended the above to Healthfield additionally, Thurs 1 – 4 pm

### 3.2 Period Progress

Please give a brief overview of any other key activities undertaken this quarter
CBF continued to work with both Basford and Bestwood NDOs on shaping the young people's offer in the area, and with the local football teams on signposting young people into organised sport. Over the summer months additional outreach and youth sessions took place as young people had 5-6 weeks holidays from school. Also worked in Bestwood with NCH to tackle anti-social behaviour in a specific location.

### 3.3 Outputs and Outcomes

Quantitative Output & Monitoring method	Quarterly target & actuals							
	Q1	Q1	Q2	Q2 actual	Q3	Q3	Q4	Q4
Number of universal sessions provided for young people	20	58	20	30	20		20	
Number of outreach or detached sessions provided for young people	10	10	10	20	10		10	
Number of targeted sessions provided for young people	5	20	5	10	5		5	
Number of mapping exercises of existing youth provision	0	0	0	0	1		0	

Qualitative Output & Monitoring method	Quarterly target & actuals							
	Q1	Q1	Q2	Q2 actual	Q3	Q3	Q4	Q4
Number of young people engaged through universal provision	50	115	50	70	50		50	
Number of young people engaged through detached or outreach provision	25	30	25	30	25		25	
Number of young people individually assessed and supported in targeted provision	10	40	10	10	10		10	

### 3.4 Emerging Issues

Summary of issue	RAG rating (red/amber/green)
Need to look at doing more arts based activities and look at activities that incorporate a different gender balance, as reported by CBF.	Amber
Cost of space hire in NCC facilities a high proportion of costs (30%): investigating possibility of reduction in charges.	Amber

### 3.5 Planned activity next quarter

Please give a brief overview of key activities planned for the next quarter
<p>October Half-Term Programme by CDF as follows:            At Henry Mellish Tues Wed &amp; Thurs 10 – 3pm            At Heathfield Thurs 1 – 4pm            At Southwark Mon Tues 2 – 4pm            At Southglade Mon Wed &amp; Fri 3 – 5pm            Dance Programme at Bestwood Park Church and a boxing, trampoline and boxercise session for the two wards will be supported by CBF.</p>

### 3.6 Communications and Partnership work

Please describe how you have worked with the Early Help Team, Young Peoples Panel, (eg through referrals) and any other Nottingham City Council Officers this quarter.
<p>The Youth Strategy Group continues to meet regularly. Members are City NDOs, and a number of Early Help Team officers participate, and local Police representatives, hosted at Bestwood Directions. A referral process continues to ensure young people at risk are particularly identified and worked with as a key element of targeted work under this priority, particularly through the YPP for the area, at which the Partnership is represented.</p>



## SECTION 4 – COMMUNITY ASSOCIATIONS

### 4.1 Services delivered

Organisation Name	Amount this Quarter	Outline of activity delivered including number, location, days/times of sessions
<u>Bestwood Park Community Association</u>	1288	Breakfast Club, 7 – 9 Nursery 8.30 – 3pm, Mon- Fri Afterschool club weekdays 3 – 6pm Money matters Monday 1 -3 Church groups Mondays 7 – 9pm Cookery 12 – 3pm Tuesdays 60+ group Weds 1 – 3pm, Lades Club 7 – 9pm Computer Maintenance Thurs 9 -12 Supported by NCVS to improve governance
<u>Bestwood Estate Community Association</u>	1620	Nursery, Church Group, Fit Club, Marching Band, Taekwondo, Messy Church, Over 50s, Best Companions, Committee, Knit and Natter PC Surgeries and Councillors Surgery. Multiple bookings by residents counted minimally against large numbers attending to be adjusted using new procedures currently being set up in qu. 3 to establish actual number of individual residents: 100. Supported by NCVS to improve financial capacity. There is also 1 new volunteer
<u>Leen Valley Community Association</u>	625	July Family Day was held, attendance over 100 (counted as 30 new attendees)

### 4.2 Period Progress

Please give a brief overview of any other key activities undertaken this quarter
Community at Bestwood Park is campaigning to save the field next to the Centre, asking for Association backing (a challenge as the proposal is potentially good for the Centre). Bestwood Park have been working with the local Co-op to complete the community garden. Bestwood Estate is networking with University of Sheffield (community research project)

### 4.3 Outputs and Outcomes

Quantitative Output & Monitoring method	Quarterly target & actuals							
	Q1	Q1	Q2	Q2 actual	Q3	Q3	Q4	Q4
Number of community associations enhancing their membership	1	1	1	1	1		0	
Number of community associations accessing financial support	1	2	1	1	1		0	
Number of community centre development plans improved	0	2	1	1	1		1	

Qualitative Output & Monitoring method	Quarterly target & actuals							
	Q1	Q1	Q2	Q2 actual	Q3	Q3	Q4	Q4
Number of people accessing community centres	200	524	100	166	50		50	
Number of community associations increasing financial sustainability	1	2	1	1	1		0	
Number of community associations improving their governance	1	1	1	1	1		0	
Number of new volunteers active in community associations	2	3	2	1	2		2	
Number of user groups accessing community centres	20	26	10	0	10		0	

### 4.4 Emerging Issues

Summary of issue	RAG rating (red/amber/green)
Heathfield Community Association Centre being currently run directly by the City Council, so is functioning on a provisional basis.	Amber
Bestwood Estate Community Centre main volunteer stood down, with a crisis meeting held and emergency committee meeting. Subsequently evaluation and additional support work is being put in place by Bestwood Partnership and NCC. [See also Bestwood Community Association issue identified under 5.4 below]	Red
Bestwood Park Association and other Centres have met to discuss the issues surrounding the latest lease offer from NCC	Amber

### 4.5 Planned activity next quarter

Please give a brief overview of key activities planned for the next quarter
Bestwood Park plans a Christmas meal. Leen Valley Centre Halloween, Christmas dinner & kids Christmas part being planned. Evaluation and additional support work is being put in place by Bestwood Partnership and NCC for Bestwood Estate Community Association to improve the situation. TESCO Bags for Help funding to be accessed by Bestwood Estate Community Association.

## SECTION 5 – SUPPORT FOR LOCAL VCS INFRASTRUCTURE

### 5.1 Services delivered

Organisation Name	Amount this Quarter	Outline of activity delivered including <ul style="list-style-type: none"> <li>• number of sessions</li> <li>• location of sessions</li> <li>• days/times of sessions</li> </ul>
<u>NCVS (Nottingham Community and Voluntary Service)</u>	1,000	Multiple interventions, primarily advice and supported on recruiting trustees and moves to improve chances of sustainability, as well as governance and crisis support to Bestwood Estate Community Association. Advice and support re governance to Bestwood Park Community Association Advice re funding and training to Spring SLR Advice and setting-up support to Positive Pathways, including constitution and governance.
<u>Basford Baptist Church</u>	NIL (funding last year)	As a result of funding received, a lads and dads group was able to start, 27 <sup>th</sup> May, with 13 participants
<u>Bestwood Art Group</u>	94	Group event
<u>Bestwood Park Church</u>	NIL (funding last year)	Bestop Kitchen weekly, 13 sessions so far with 50-80 attending.

### 5.2 Period Progress

Please give a brief overview of any other key activities undertaken this quarter
NCVS ongoing liaison with NDOs and local councillor, and involvement in partnership meeting. Training sessions offered for Basford and Bestwood groups and others at reduced cost. Bestwood Park Church social eating events with drop-in sessions from Bestwood Advice Centre, Nottingham College (course set up), Bestwood Directions & Wellness in Mind Basford Baptist Church also holds a toddler group, community cafe and job club.

### 5.3 Outputs and Outcomes

Quantitative Output & Monitoring method	Quarterly target & actuals							
	Q1	Q1	Q2	Q2 actual	Q3	Q3	Q4	Q4
Number of one off activities / events delivered by local organisations	4	6	4	16	2		2	
Number of financial and organisational support sessions delivered	3	4	2	3	3		2	
Number of training opportunities taken up by local organisations	3	3	2	0	3		2	
Number of voluntary sector forums taking place	1	1	1	1	1		1	
Number of local organisations newly active	4	7	0	0	0		0	

Qualitative Output & Monitoring method	Quarterly target & actuals							
	Q1	Q1	Q2	Q2 actual	Q3	Q3	Q4	Q4
Number of local organisations improving service delivery	8	15	4	4	2		2	
Number of local organisations improving their financial sustainability	2	3	2	1	2		2	
Number of local organisations improving management capacity	2	6	2	2	2		2	
Number of local organisations increasing their knowledge	2	5	2	3	2		2	
Number of people engaging in events/ activities delivered by local orgs	100	535	100	165	100		100	
Number of volunteers in local organisations newly active	6	23	2	0	0		0	

### 5.4 Emerging Issues

Summary of issue	RAG rating (red/amber/green)
Advice provision at BESTOP Kitchen in place as regular outreach	Green
NCVS: Significant problems at Bestwood Estate Community Centre when the lead person dropped out, so trustee training to next quarter given few current trustees [see also 4.4 above]	Red

### 5.5 Planned activity next quarter

Please give a brief overview of key activities planned for the next quarter
<p>Training session for trustees with specific reference to the new Charity Governance Code to be held at Bestwood Estate Community Centre by NCVS, and in following quarter in Basford.</p> <p>Bestwood Park Church Christmas meal with school choir on Tuesday 19<sup>th</sup> December.</p> <p>Basford Baptist Church intends to continue with lads and dads group events.</p> <p>New partners identified in qu 4 2016-17 quarter will complete services under the ABG, and outstanding outputs and outcomes will be shown in qu. 3, with monitoring from SALTAR, Nottingham Wolves Ball Hockey Club and Nottingham Lionhearts Marching Band.</p>

**BASFORD AND BESTWOOD AREA COMMITTEE – 6 DECEMBER 2017**

<b>Title of paper:</b>	AREA CAPITAL FUND - 2017/18 Programme	
<b>Director:</b>	Dave Halstead Director of Neighbourhood Services	<b>Wards affected:</b> Basford and Bestwood
<b>Report authors and contact details:</b>	Dale Griffin Neighbourhood Development Officer - Bestwood Ward 0115 8833736 <a href="mailto:dale.griffin@nottinghamcity.gov.uk">dale.griffin@nottinghamcity.gov.uk</a>  Gursharan Singh Nijran Neighbourhood Development Officer - Basford Ward Tel 0115 8833734 <a href="mailto:gursharan.nijran@nottinghamcity.gov.uk">gursharan.nijran@nottinghamcity.gov.uk</a>	
<b>Other colleagues who have provided input:</b>	Nancy Hudson, Projects Officer, Highway Services Tel: 0115 8765633 <a href="mailto:nancy.hudson@nottinghamcity.gov.uk">nancy.hudson@nottinghamcity.gov.uk</a>	

**Relevant Council Plan Key Theme:**

Strategic Regeneration and Development	<input checked="" type="checkbox"/>
Schools	<input type="checkbox"/>
Planning and Housing	<input type="checkbox"/>
Community Services	<input type="checkbox"/>
Energy, Sustainability and Customer	<input type="checkbox"/>
Jobs, Growth and Transport	<input checked="" type="checkbox"/>
Adults, Health and Community Sector	<input type="checkbox"/>
Children, Early Intervention and Early Years	<input type="checkbox"/>
Leisure and Culture	<input type="checkbox"/>
Resources and Neighbourhood Regeneration	<input checked="" type="checkbox"/>

**Summary of issues (including benefits to citizens/service users):**

This report provides Councillors with the latest spend proposals under the Area Capital Fund, including highways and footways

**Recommendations:**

<b>1</b>	Note the Area Capital funds available to Bestwood and Basford as outlined in Appendix 1.
<b>2</b>	That Area Committee approves the committed Area Capital schemes as detailed in Appendix 1.

**1 REASONS FOR RECOMMENDATIONS**

- 1.1 The Nottingham LTP 2011-2026 maintains a commitment to deliver local transport improvements across Nottingham's Neighbourhoods and prioritises small scale transport improvements of importance to local communities.

- 1.2 As part of the budget process Nottingham City Council approved at the Executive Board meeting on 21 February 2017 an LTP capital allocation of £1.25 million citywide between 2017-18. At the same meeting a citywide allocation of General Fund Element (public realm) of £750,000 was agreed.
- 1.3 To give opportunity for the Area Committee to make comment on suggested schemes and their progress

## **2 BACKGROUND (INCLUDING OUTCOMES OF CONSULTATION)**

- 2.1 The Area Capital Programme was established in 2006 to improve the environment of the neighbourhoods and to create a sense of place for residents in order to improve the quality of life of local people. The improvements that have been carried out to date using this programme, have included: footpaths, fences, visual enhancements to public realm, refurbishment of parks and improvements to public buildings.
- 2.2 Resources are allocated from the Nottingham City Council general fund and the Local Transport Plan (LTP). To achieve a joint approach to environmental improvements in neighbourhoods, a greater degree of flexibility has been established to prioritise and deliver improvements so that there is a synergy in local solutions for local issues across neighbourhoods.
- 2.3 The programme of works is a rolling programme. There have been instances where schemes are started, with strong community involvement and interest, only to be altered at a later stage due to changing circumstances such as economic conditions and changes in land values.
- 2.4 The Area Committee, particularly community representatives, are invited to comment specifically on those schemes identified in the proposals column and also to consider whether certain schemes can be linked to other programmes of work in order to generate best value and create a greater impact on the local area.

## **3 OTHER OPTIONS CONSIDERED IN MAKING RECOMMENDATIONS**

- 3.1 None.

## **4 FINANCE COMMENTS (INCLUDING IMPLICATIONS AND VALUE FOR MONEY/VAT)**

- 4.1 Bringing together the various strands which form part of the Area Capital Programme enables the City Council to respond efficiently in delivering on public realm improvements as identified by local people.

## **5 LEGAL AND PROCUREMENT COMMENTS (INCLUDING RISK MANAGEMENT ISSUES, AND LEGAL, CRIME AND DISORDER ACT AND PROCUREMENT IMPLICATIONS)**

- 5.1 A risk register has been produced which is regularly monitored.

**6 STRATEGIC ASSETS & PROPERTY COMMENTS (FOR DECISION RELATING TO ALL PROPERTY ASSETS AND ASSOCIATED INFRASTRUCTURE) (AREA COMMITTEE REPORTS ONLY)**

6.1 None.

**7 EQUALITY IMPACT ASSESSMENT**

7.1 An EIA is not required as this is not a new or changing policy, service or function.

**8 LIST OF BACKGROUND PAPERS OTHER THAN PUBLISHED WORKS OR THOSE DISCLOSING CONFIDENTIAL OR EXEMPT INFORMATION**

8.1 Highways Framework Agreement.

**9 PUBLISHED DOCUMENTS REFERRED TO IN COMPILING THIS REPORT**

9.1 Executive Board Report, 21 February 2017, as part of Item 8, Medium Term Financial Plan 2017/18--2019/20, under Annex 3, Capital Programme.

## Appendix 1

### Basford Area Capital 2017 - 2018 Programme

#### Basford LTP schemes

Location	Type	Councillor Prioritised / Area Committee Approved	Estimate	Estimated start date	Completed	Details
Toton Close	area improvement	Prioritised 6 November 2017	£15,000			Further contribution to joint NCH scheme of environmental improvements on Toton Close (total scheme £190k) - lead service: Highway Design
Nottingham Road/ Scotland Road	road safety	Prioritised 18 October 2017	£696			Further contribution to existing scheme - lead service: Highway Maintenance
Bagnall Road	road safety	Approved September 2017	£1,100			Additional 20mph sign and road markings to highlight speed limit on Bagnall Road - lead service: Traffic & Safety
Nottingham Road/ Scotland Road	road safety	Approved September 2017	£1,664	in planning		Install bollards to prevent vehicles illegally driving over the footway to bypass queuing traffic on Nottingham Road - lead service: Highway Maintenance

Total LTP schemes\*

£18,460

#### Basford Public Realm schemes

Location	Type	Councillor Prioritised / Area Committee Approved	Estimate	Estimated start date	Completed	Details
Brooklyn Bridge	area improvement	Approved September 2017	£24,000			Tree works and new fencing to reduce flytipping on the embankments to Brooklyn Bridge, Highbury Vale - lead service: Neighbourhood Management
Rosegay Estate	area improvement	Approved September 2017	£2,000			Clear bushes to open up Selwyn Close path to bus stop and reduce ASB - lead service: Street Scene
Heathfield Road	dropped crossings	Approved September 2017	£6,000	in planning		Area scheme to prevent anti-social parking and improve road safety - lead service: Highway Maintenance

Total Public Realm schemes\*\*

£32,000

#### Basford Withdrawn schemes

Location	Type	Reason	Amount	Details
<i>No decommitments to date</i>				

Total Decommitted\*\*\*

£0

2017 - 2018 LTP allocation

£64,900

LTP carried forward from 2016 - 2017

£0

2017 - 2018 Public Realm allocation

£38,900

Public Realm carried forward from 2016 - 2017

£396



<b>Total Available 2017 - 2018 ACF</b>		<b>£104,196</b>
<i>*Less LTP schemes</i>	-	£18,460
<i>**Less Public Realm schemes</i>	-	£32,000
<i>***Decommited funds</i>	+	£0
<b>Remaining available balance</b>		<b>£53,736</b>
LTP element remaining		£46,440
Public Realm element remaining		£7,296

**Bestwood Area Capital 2017 - 2018 Programme**

**Bestwood LTP schemes**

Location	Type	Councillor Prioritised / Area Committee Approved	Estimate	Estimated start date	Completed	Details
Arnold Road	footpaths	Prioritised 18 October 2017	£90,233			Resurfacing of footpath on service road from Wyton Close/Arnside Road up to Torbay Crescent - lead service: Highway Maintenance
Harkstead Road	road safety	Approved June 2017	£1,000			Installation of dropped kerb opposite Snowdon Close to improve pedestrian access - lead service: Highway Maintenance

Total LTP schemes\* £91,233

**Bestwood Public Realm schemes**

Location	Type	Councillor Prioritised / Area Committee Approved	Estimate	Estimated start date	Completed	Details
Christmas lights	street lighting	Approved September 2017	£2,444	in planning		Refurbishment of all ward Christmas lighting to enable extended use - lead service: Street Lighting
Lebourne Drive	area improvement	Approved September 2017	£49,500	in planning		Contribution to public realm improvement scheme in partnership with NCH - lead service: NCH

Total Public Realm schemes\*\* £51,944

**Bestwood Withdrawn schemes**

Location	Type	Reason	Amount	Details
<i>No decommitments to date</i>				

Total Decommited\*\*\* £0

2017 - 2018 LTP allocation £75,400

LTP carried forward from 2016 - 2017 £44,481

2017 - 2018 Public Realm allocation £45,200

Public Realm carried forward from 2016 – 2017 £6,787

**Total Available 2017 - 2018 ACF £171,868**

\*Less LTP schemes - £91,233

\*\*Less Public Realm schemes - £51,944

\*\*\*Decommited funds + £0

**Remaining available balance £28,691**

LTP element remaining £28,648

Public Realm element remaining £43

**BASFORD & BESTWOOD AREA COMMITTEE – 6 DECEMBER 2017**

<b>Title of paper:</b>	Basford and Bestwood Wards Report	
<b>Director:</b>	Dave Halstead Director of Neighbourhood Services	<b>Wards affected:</b> Basford & Bestwood
<b>Report authors and contact details:</b>	Dale Griffin, Neighbourhood Development Officer - Bestwood Ward 0115 8833736 <a href="mailto:dale.griffin@nottinghamcity.gov.uk">dale.griffin@nottinghamcity.gov.uk</a>  Gursharan Singh Nijran Neighbourhood Development Officer – Basford Ward Tel 0115 8833734 <a href="mailto:gursharan.nijran@nottinghamcity.gov.uk">gursharan.nijran@nottinghamcity.gov.uk</a>	
<b>Other colleagues who have provided input:</b>	Heidi May, Senior Service Manager (Neighbourhood Management) 07983718859 <a href="mailto:Heidi.may@nottinghamcity.gov.uk">Heidi.may@nottinghamcity.gov.uk</a>	
<b>Date of consultation with Portfolio Holder</b>	Councillor Graham Chapman 12 November 2015	
<b>Relevant Council Plan Key Theme:</b>		
Strategic Regeneration and Development		X
Schools		X
Planning and Housing		X
Community Services		X
Energy, Sustainability and Customer		X
Jobs, Growth and Transport		X
Adults, Health and Community Sector		X
Children, Early Intervention and Early Years		X
Leisure and Culture		X
Resources and Neighbourhood Regeneration		X
<b>Summary of issues (including benefits to citizens/service users):</b>		
<p>This report focusses on current priorities and issues facing the two wards within the Area 2 Committee and gives details of forthcoming events and activities. It also highlights the latest issues now being addressed through regular Neighbourhood Action Team (NAT) meetings.</p>		
<b>Recommendations:</b>		
<b>1</b>	To note the progress on Ward priorities and other supporting information including the issues being addressed by each Neighbourhood Action Team (appendices 1-2)	
<b>2</b>	To note the progress made against existing Councillor Ward pledges.	

## **1 REASONS FOR RECOMMENDATIONS**

- 1.1 Each Area Committee has agreed priorities which link to the City Council's current ambitions contained in the latest City Council Plan 2015 - 19. Actions for each priority will be developed and led by appropriate service teams and partnerships for example Area 1 & 2 Employment and Skills Area Partnership. These priorities will be updated for each area committee, taking into account discussions at NAT meetings and various groups and activities involving Councillors, residents and local groups.
- 1.2 The events and activities detailed in the report take account of the work which all NDOs undertake with partner organisations within the wards. It shows a range of activity in place across neighbourhoods to improve social cohesion and tackle priorities at a ward and area level.

## **2 BACKGROUND (INCLUDING OUTCOMES OF CONSULTATION)**

- 2.1 Each Ward manages a set of priorities and key issues through regular meetings of the NAT. These meetings are led by Neighbourhood Development Officers (NDOs) and supported by core partners including Nottingham City Homes (NCH), Neighbourhood Policing, Community Protection, Early Help, City Services / Waste Management; Fire and Rescue Services and Health.
- 2.2 Ward Councillors are also invited to participate in these meetings.
- 2.3 Ward priorities are identified and informed from a range of sources including Citizens, Councillors, Partners and Officers and current issues will be updated for each area committee.
- 2.4 Ward reports also reflect some of the wider area concerns and priorities which have been either addressed previously through area committee or have been developed as part of the Area Cluster reviews. Some of these wider priorities such as youth provision will be taken forward through appropriate area focussed meetings.
- 2.5 The intention is to work towards a Ward Report which is consistent across all City wards. It will provide details of the pledges which Councillors have prioritised for their respective wards.
- 2.6 The previous Area Committee Priorities Action Plan will be incorporated within the ward plans to avoid any duplication.
- 2.7 Area Committee Chairs will be invited to review the latest Ward Reports to ensure that the format is accessible for Councillors and community representatives and there is sufficient consistency across all areas.
- 2.8 The current individual Ward priorities for Basford and Bestwood are shown in Appendix 1 and 2 respectively and will be updated for each Area Committee.
- 2.9 The ward priorities also make reference to a number of development sites which are listed within the Neighbourhood Regeneration Strategy document – Building a Better Nottingham.

## **3 OTHER OPTIONS CONSIDERED IN MAKING RECOMMENDATIONS**

- 3.1 None

**4 FINANCE COMMENTS (INCLUDING IMPLICATIONS AND VALUE FOR MONEY/VAT)**

4.1 None

**5 LEGAL AND PROCUREMENT COMMENTS (INCLUDING RISK MANAGEMENT ISSUES, AND LEGAL, CRIME AND DISORDER ACT AND PROCUREMENT IMPLICATIONS)**

5.1 None

**6 STRATEGIC ASSETS & PROPERTY COMMENTS (FOR DECISION RELATING TO ALL PROPERTY ASSETS AND ASSOCIATED INFRASTRUCTURE) (AREA COMMITTEE REPORTS ONLY)**

6.1 None

**7 EQUALITY IMPACT ASSESSMENT**

7.1 An EIA is not required as this is not a new or changing policy, service or function. Appendix 1 & 2 highlights the forthcoming opportunities for citizens to engage in events and activities in their neighbourhoods

**8 LIST OF BACKGROUND PAPERS OTHER THAN PUBLISHED WORKS OR THOSE DISCLOSING CONFIDENTIAL OR EXEMPT INFORMATION**

8.1 None

**9 PUBLISHED DOCUMENTS REFERRED TO IN COMPILING THIS REPORT**

9.1 None

## Appendix 1 – Basford Ward Report

### Safer Nottingham

Priority	Progress since last Area Committee	Lead
To reduce all crime (NAT and Area Committee priority)	<ul style="list-style-type: none"> <li>As of end of September 2017 all crime up 170 offences (26%) compared to the previous year.</li> <li>Most attributable to incidents of violence.</li> </ul>	Police
To reduce anti-social behaviour in the neighbourhood priority area, focusing upon hotspots, diversionary activities and nuisance neighbours (NAT and Area Committee priority)	<ul style="list-style-type: none"> <li>As of end of September 2017 ASB down 82 incidents (22%) compared to the previous year.</li> </ul> <p>Community Protection team continue to be proactive in area. For September to October 2017, they issued the following:</p> <ul style="list-style-type: none"> <li>Community Protection Notice – 0</li> <li>Alcohol surrender – 61</li> <li>Section 215 - 14</li> <li>Fly tip actions - 60</li> <li>Dog Ops - 0</li> <li>Fixed Penalty Notices (e.g. littering / dog fouling / fly tipping) - 8</li> <li>Detached youth sessions undertaken when and where ASB reported – eg Stockhill Park</li> </ul>	Police, Community Protection, NCH, Early Help & Area Lead.
To take action against deliberate fire setting (NAT priority)	<ul style="list-style-type: none"> <li>Low number of deliberate fires and no patterns. As of end of September, 29% down compared to previous year.</li> </ul>	Fire Service
Promote Nottingham Alert and Twitter	<ul style="list-style-type: none"> <li>Ongoing</li> </ul>	Police, Community Protection

## Neighbourhood Nottingham

Priority	Progress since last Area Committee	Lead
To improve the visual appearance of neighbourhoods by tackling hot spot areas and developing derelict land (NAT, Area Committee and Councillor Ward Pledges)	<ul style="list-style-type: none"> <li>• Cleanliness score remained on target of 87 for period up to September 2017</li> <li>• Undertaking regular Cllr ward walks.</li> <li>• Deep cleans: Further works Stockhill Circus twitchell, Ellis Guilford twitchell, River Leen paths completed in October and. Additional clean ups being planned for the new year.</li> <li>• Regular litter picks with community groups and school.</li> </ul> <p>Housing Developments:</p> <ul style="list-style-type: none"> <li>• Northern Court – works ongoing on major development</li> </ul>	City Services, Community Protection, NCH and Regeneration
To complete Toton Close Grander Scheme by end of 2017	<ul style="list-style-type: none"> <li>• Detailed design and costings complete. Costings agreed and timetable being evaluated.</li> </ul>	NM/NCH/Highway design
Support community groups and organisations	<ul style="list-style-type: none"> <li>• Regular meeting held to discuss ongoing issues with TRA's and community groups</li> <li>• Events are planned and run in partnership with community groups</li> <li>• Support the development of CBF Gymnasium in managing the Henry Mellish Centre</li> </ul>	
Target litter, dog fouling and fly tipping	<ul style="list-style-type: none"> <li>• Enforcement, education and under cover ops</li> </ul>	City Services, Community Protection and community groups
Promote litter picks	<ul style="list-style-type: none"> <li>• These are carried out quarterly in partnership with schools, residents groups</li> </ul>	NM and community groups
Colson	<ul style="list-style-type: none"> <li>• Continue to monitor performance and report issues to the Environment Agency and other partners such as Severn Trent. EA have brought successful prosecution under their permit. Sentencing due in December.</li> </ul>	NM, Community Protection and Environmental Health

NTIP	<ul style="list-style-type: none"> <li>Phase 1 of works to reduce and remove trees and on Vernon Road complete. Phase 2 to be carried out in Autumn 2017.</li> </ul>	NM and Parks and Open Spaces
Ward Councillor Grants	<ul style="list-style-type: none"> <li>These were awarded to a range of community groups and projects funding fun days, sports clubs and playschemes in the area.</li> </ul>	NM

### Families Nottingham

Priority	Progress since last Area Committee	Lead
Maintain activities for young people (NAT, Area Committee and Councillor Ward Pledges)	<ul style="list-style-type: none"> <li>Youth Strategy Group consulting schools on what activities they participate in and what they would like to see to inform future work.</li> <li>CBF continue to deliver free football sessions at Southwark School</li> <li>Early Help Early providing youth sessions at Heathfield Community Centre</li> <li>Additional session at Heathfield were held on Fridays during July and August and October half term at Stockhill. Extra sessions to be held on Thursdays over the winter month starting in December.</li> </ul>	Early Help, Area Lead
Autumn Programme	<ul style="list-style-type: none"> <li>A number of events have took place over the summer on Vernon Park, Stockhill Park, Brooklyn Park and Heathfield Park.</li> <li>Play scheme to run on Stockhill Park</li> <li>Sports camps at Henry Mellish Sports Centre over the Christmas holiday.</li> <li>Christmas parties for youngsters at Stockhill and Henry Mellish are planned.</li> </ul>	NM, Area Lead and community groups
Parks	<ul style="list-style-type: none"> <li>Stockhill Park has had new gym equipment installed and a</li> </ul>	Parks and community



	number of improvements to the pavilion completed. Further improvements are planned <ul style="list-style-type: none"> <li>• Early consultation on improvements to Whitemoor Park</li> </ul>	groups
--	---	--------

### Health Nottingham

Priority	Progress since last Area Committee	Lead
To reduce childhood obesity (NAT priority)	<ul style="list-style-type: none"> <li>• Sports camps held at Henry Mellish during school holidays</li> <li>• Improved play and gym equipment on parks in Basford</li> </ul>	Public Health, Schools and Area Lead
Increase physical activity	<ul style="list-style-type: none"> <li>• Gym equipment on parks</li> <li>• Programme of cycle rides and works by Ridewise</li> </ul>	Parks Ridewise

### Working Nottingham

Priority	Progress since last Area Committee	Lead
To raise awareness of job opportunities and provide support to get people into employment. (NAT, Councillor Ward Pledges)	<ul style="list-style-type: none"> <li>• Early Help and NCN providing adult learning programme at SAC.</li> <li>• Area Based Grant – to be reported separately to Area Committee</li> <li>• Step Into Work Programme – As of April 2017-18 programme deliverer changed to Bestwood Partnership</li> <li>• Promote job opportunities on mybasford facebook and through community networks</li> </ul>	NCC Economic Development Area Lead - Bestwood Partnership

### List of key current issues (taken from latest NAT Review)

- Continued promotion of neighbourhood alert ( over 600 ) and My Basford Facebook ( Approximately 200)
- To promote the existing provision for young people on Heathfield and provide additional sessions over the winter following a successful summer

- Undertaking regular ward walks
- Continue monitoring activities around the Colson site after recent improvements – working with the Environment Agency to seek improvements on operation or to take enforcement action and Nottingham City Council powers. Awaiting sentencing following successful prosecution by the EA.
- Day of Action in October around the Stockhill Circus area.
- Ongoing targeted dog fouling and fly tipping operations, targeting the Brooklyn Bridge and Vernon Park areas – install new fencing to Brooklyn Bridge to reduce fly tipping. Funding has been approved and design work has started.
- Promote family learning opportunities provided by NCH and local colleges
- Continue investment into the Parks in the area – focusing on Whitemoor Park and Stockhill Park
- To improve the state of trees in the area – Highbury Road and Percy Street twitchel works are ongoing.
- Improving the environment by encouraging residents to keep front areas clean
- Parking issues around schools
- Provide lockable access to the River Leen path for our Street Scene team and install new bins along this path – work snow complete
- Provide new bins on Basford United Football Club / Mill Street playing fields – work snow complete
- Additional 20mph signs on Bagnall Road

#### **Opportunities for citizens to engage - forthcoming dates of events and activities**

- Monthly meeting with Stockhill and Ladbroke Tenants and Residents
- Explore re-launching the Highbury Vale Tenants and Residents group
- Following the closure Rosegay TRA, investigating the setting up of a Local Action Group.
- Quarterly meetings with Friends of Vernon Park
- Day of Action being planned for 2018
- Ward Walk – Thursday 23<sup>rd</sup> November(Heathfield Estate C)
- Four Summer Fun Days on local parks completed and Christmas playschemes and parties planned for Stockhill and Highbury

## Appendix 2 - Bestwood Ward Report

Priority	Progress since last Area Committee	Lead
To reduce all crime (NAT and Area Committee priority)	<ul style="list-style-type: none"> <li>As of end of October 2017 all crime up 231 offences (36%) compared to the same time in the previous year.</li> <li>No patterns</li> </ul>	Police
To reduce anti-social behaviour in the neighbourhood priority area, focusing upon hotspots, diversionary activities and nuisance neighbours (NAT and Area Committee priority)	<ul style="list-style-type: none"> <li>As of end of October ASB down 122 incidents (24%) compared to the same time in the previous year.</li> </ul> <p>Community Protection team continue to be proactive in area. For September to October 2017, they issued the following:</p> <ul style="list-style-type: none"> <li>Community Protection Warning Letters (for gardens / noise) – September: 12, October: 5</li> <li>Community Protection Notice – September:1, October:1</li> <li>Dog Ops – September:11, October 13</li> <li>Fixed Penalty Notices (e.g. littering / dog fouling / fly tipping / cycling on pavements) – September:6, October:5</li> <li>Detached youth work continues in area on Mondays, Wednesdays and Fridays commissioned by Area Lead. Youth ASB has increased during October associated with Halloween and fireworks.</li> </ul>	Police, Community Protection, NCH, Early Help & Area Lead.
To take action against deliberate fire setting (NAT priority)	<ul style="list-style-type: none"> <li>Number of deliberate fires continues to show an increase in comparison to the previous year with a 93% increase (29 fires for the year to date (August – 3, September - 5).</li> </ul>	Fire Service
To address domestic violence through prevention and support services	<ul style="list-style-type: none"> <li>Partner referral to Freedom Programme – for victims of domestic violence. New course commenced in September.</li> </ul>	Police and Early Help

(NAT priority)	<ul style="list-style-type: none"> <li>• Early Help to undertake activity in youth club and Southglade Access Centre as part of the 16 day White Ribbon Campaign – cake sales and pledges.</li> </ul>	
----------------	---	--

### Neighbourhood Nottingham

Priority	Progress since last Area Committee	Lead
<p>To improve the visual appearance of neighbourhoods by tackling hot spot areas and developing derelict land (NAT, Area Committee and Councillor Ward Pledges)</p>	<ul style="list-style-type: none"> <li>• Cleanliness score increased from score of 86 in August to 88 in September.</li> <li>• Undertaking monthly Cllr ward walks.</li> <li>• Notable cleaning activities: <ul style="list-style-type: none"> <li>▪ Week Of Action – three deep cleans including Morrell Bank estate - weed removal, shrub pruning, clear steps and walkways; City Hospital Footpath and Beckhampton Road middle shops.</li> <li>▪ October - Aidan Gardens/Bewcastle Road area shrub pruning and litter removal.</li> </ul> </li> <li>• Continued works for WREN improvements to Hucknall Walkway</li> <li>• Visual and accessibility improvements to the Elmbridge Shopping precinct area commenced (May 2017).</li> </ul> <p>Housing Developments:</p> <ul style="list-style-type: none"> <li>• Hazel Hill site completion set for end of November 2017.</li> <li>• Gautries Close development of 5 properties completed.</li> <li>• NCH &amp; NCC are considering the various options and continuing consultation for the Padstow and detached Padstow sites.</li> <li>• Eastglade site investigations still undergoing.</li> <li>• Haywood detached playing field NCH undertaking site</li> </ul>	<p>City Services, Community Protection, NCH and Regeneration</p>

	<p>investigations.</p> <ul style="list-style-type: none"> <li>Ranskill Gardens – Demolition to commence January 2018. Building 8 low energy homes aimed for first time buyers. Build expected March to October 2018</li> </ul>	
<p>To look into the parking issues at Arnold Road shops (Landcroft Crescent).</p> <p>Improve parking provision at Arnold Road shops (Leen Valley Community Centre) by creating extra parking.</p> <p>(Councillor Ward Pledges)</p>	<ul style="list-style-type: none"> <li>Consultation by Traffic and Safety has been undertaken (March – April 2017). Completion of schemes expected before the end of this financial year.</li> </ul>	Traffic and Safety

### Families Nottingham

Priority	Progress since last Area Committee	Lead
<p>Maintain activities for young people (NAT, Area Committee and Councillor Ward Pledges)</p>	<ul style="list-style-type: none"> <li>Youth Strategy Group: Bestwood dance group (Red Dance) contribution funding by the Bestwood Councillors started in September – averaging 10-12 young people. Further funding secured for another term from Bestwood Partnership.</li> <li>CBF continue to deliver free football sessions at Southglade and three nights a week outreach around the area.</li> <li>Early Help providing three youth sessions a week for 13-19 year olds at the Ridge.</li> <li>Early Help providing 3 play sessions a week for 6-13 year olds at the Ridge.</li> <li>Over the Summer period Early Help engaged with 800 young people</li> <li>Early Help Halloween party engaged 85 children and parents</li> <li>Community and voluntary groups continue to deliver youth</li> </ul>	<p>Early Help, Area Lead</p>

	<p>provision in the area (e.g. The Peoples Church, Messy Church, Arnold Road Evangelical Church, Scouts, Nottingham City Lionhearts Marching Band and other sports clubs).</p> <ul style="list-style-type: none"> <li>• All schools providing after school provision up to 4.30 pm.</li> <li>• Schools Out programme delivered at Southglade Leisure Centre during holiday periods.</li> </ul>	
--	--	--

### Health Nottingham

Priority	Progress since last Area Committee	Lead
To reduce childhood obesity (NAT priority)	<ul style="list-style-type: none"> <li>• Lets Get Moving at Bestwood Park Church continues to grow in numbers (under 5s).</li> <li>• 1 hour outdoor activity provided in all youth and play sessions</li> <li>• Schools Out programme ran during October holiday at Southglade Leisure Centre.</li> </ul>	Public Health, City Care Nutrition Team, Southglade Leisure Centre, schools
To support local volunteers, raise aspirations and support community empowerment (NAT priority)	<ul style="list-style-type: none"> <li>• Planning underway for Bestwood Got Talent 2018 – funding committed funding by Bestwood Councillors.</li> <li>• Early Help children centre volunteers programme to commenced in September 2017 – 6 on programme</li> </ul>	NAT, Area Lead
To promote mental health services and mental well being (NAT and Area Committee priority)	<ul style="list-style-type: none"> <li>• Bestop Kitchen continues to grow – averaging 70-85 people each week – aim to promote social cohesion, reduce social isolation, utilise wasted food and healthy eating. Looking to secure funding to expand to develop breakfast clubs during holidays.</li> <li>• Bestwood Park Church liaising with New College to run workshops on wellbeing for elderly and young people.</li> <li>• Continue to provide a varied programme of community events to reduce social isolation and promote community</li> </ul>	Public Health, NAT, Community & Voluntary Sector

	<p>cohesion – MUGA launch event (30<sup>th</sup> September) – nearly 330 in attendance, Early Help Halloween event, Leen Valley Community Centre Halloween Event.</p> <ul style="list-style-type: none"> <li>• Week of Action – booklet highlighting community activity distributed to households in the ward to increase awareness of groups and encourage participation.</li> </ul>	
--	---	--

### Working Nottingham

Priority	Progress since last Area Committee	Lead
<p>To raise awareness of job opportunities and provide support to get people into employment. (NAT, Councillor Ward Pledges)</p>	<ul style="list-style-type: none"> <li>• Early Help and NCN providing adult learning programme at SAC.</li> <li>• Area Based Grant – to be reported separately to Area Committee</li> <li>• Step Into Work Programme – As of April 2017-18 programme deliverer changed to Bestwood Partnership</li> <li>• Jobs Fair in the planning process to be held at Bulwell Riverside in March 2018</li> </ul>	<p>NCC Economic Development Area Lead - Bestwood Partnership</p>

### List of key current issues (taken from latest NAT Review)

- Fly tipping in communal flat areas and sporadic fly tips on streets
- CCTV camera to be sited shortly on corner of Aveline Close / Birkdale Way
- Christmas publicity highlighting a range of opportunities to engage with during November and December in Bestwood – to be targeted via schools, community venues, youth providers, independent living centres.
- Youth Strategy Group exploring if any further work required with young people around knife crime.
- The Ridge Adventure Playground – works yet to commence
- Ongoing targeted dog fouling operations
- Parking in front of the Ridge Adventure Playground – access to be restricted from September by implementation of pop up bollards.

## Opportunities for citizens to engage - forthcoming dates of events and activities

- 11 October – Cllr Ward Walk – Raymede Drive
- 8 November – Cllr Ward Walk – Leybourne Drive
- Saturday 25 November: Christmas Fayre at 10am at Anchor Court communal lounge (Blyton Walk, Bestwood Park).
- Thursday 30 November: 12.30pm -1.30pm - Santa and his elves visit babies at Southglade Access Centre – free photo opportunity in Santa’s grotto.
- Thursday 30 November: 3.30pm - 6pm – Christmas launch event at Bestwood Park Church – Christmas concert, bouncy castles, stallholders, Sublime Science Show.
- Saturday 2 December: Christmas Fayre raising funds for Framework at Bestwood Park Church 12-2pm.
- Thursday 7 December: Christmas Extravaganza at The Oakwood Academy (Bewcastle Road), 4pm
- Tuesday 12 December: Messy Church (for primary school age children and their parents / carers) Christmas Special at Bestwood Estate Community Centre (Gainsford Crescent) 4.30pm.
- 13 December – Cllr Ward Walk – location tbc
- Wednesday 13 December: Leen Valley Community Centre (Arnold Road) Adults Christmas dinner, 12.30pm
- Saturday 16 December: Leen Valley Community Centre (Arnold Road) Children’s Christmas Party,
- Sunday 17 December: Arnold Road Evangelical Church, Arnold Road:11:00am – Christmas Family Service, 6:30pm – Carols by Candlelight Service
- Sunday 17 December: Community Carol Service at 4pm, Bestwood Park Church.
- Sunday 17 December: Christmas Carol Service, 5pm at The Peoples Church, Gladehill Road.
- Tuesday 19 December: Bestop Kitchen Christmas Special, with carol singing and school choir performing. 12noon-3pm at Bestwood Park Church. Suggested donation £2.50 adult, 50p child.
- Thursday 21 December: - Messy Church Christmas Special (for primary school age children and their parents / carers) at Bestwood Park Church, 4.30pm.
- Saturday 23 December: Infant of Prague, Cherry Orchard Mount, 4.30pm: Vigil Mass for 4th Sunday of Advent
- Sunday 24 December: Nativity Service at 10.30am at Bestwood Park Church.
- Sunday 24 December: Christmas Service at Arnold Road Evangelical Church 11:00am
- Sunday 24 December: Carols in The Peoples Church Car Park, outdoor carol singing with festive refreshments, from 4pm
- Sunday 24 December: Infant of Prague, Cherry Orchard Mount 6.30pm: Vigil Children's and family Christmas Mass



**BASFORD AND BESTWOOD AREA COMMITTEE – 6 DECEMBER 2017**

<b>Title of paper:</b>	Ward Councillor Budget	
<b>Director:</b>	Dave Halstead Director of Neighbourhood Services	<b>Wards affected:</b> Basford and Bestwood
<b>Report authors and contact details:</b>	Dale Griffin Neighbourhood Development Officer - Bestwood Ward 0115 8833736 <a href="mailto:dale.griffin@nottinghamcity.gov.uk">dale.griffin@nottinghamcity.gov.uk</a>  Gursharan Singh Nijran Neighbourhood Development Officer - Basford Ward Tel 0115 8833734 <a href="mailto:gursharan.nijran@nottinghamcity.gov.uk">gursharan.nijran@nottinghamcity.gov.uk</a>	
<b>Other colleagues who have provided input:</b>	Kate Spencer Finance Assistant <a href="mailto:kate.spencer@nottinghamcity.gov.uk">kate.spencer@nottinghamcity.gov.uk</a> Tel 0115 876 2765	
<b>Relevant Council Plan Key Theme:</b>		
Strategic Regeneration and Development		<input type="checkbox"/>
Schools		<input checked="" type="checkbox"/>
Planning and Housing		<input type="checkbox"/>
Community Services		<input checked="" type="checkbox"/>
Energy, Sustainability and Customer		<input type="checkbox"/>
Jobs, Growth and Transport		<input type="checkbox"/>
Adults, Health and Community Sector		<input checked="" type="checkbox"/>
Children, Early Intervention and Early Years		<input checked="" type="checkbox"/>
Leisure and Culture		<input checked="" type="checkbox"/>
Resources and Neighbourhood Regeneration		<input checked="" type="checkbox"/>
<b>Summary of issues (including benefits to citizens/service users):</b>		
This report advises this Area Committee of the use of delegated authority by the Director of Neighbourhood Services for those projects funded by Ward Councillor Budgets.		
<b>Recommendation:</b>		
<b>1</b>	Note the actions agreed by the Director of Neighbourhood Services in respect of 2017/18 projects/schemes within the Basford and Bestwood wards, detailed in appendices A and B.	

**1 REASONS FOR RECOMMENDATIONS**

- 1.1 Records detailing Ward Councillors spending decisions and consultation are shown in the attached Appendices. In accordance with the Constitution the Area Committee is required to note spending decisions taken by Ward Councillors. This report outlines the spending decisions since the last Area Committee during 2017/18.

## **2 BACKGROUND (INCLUDING OUTCOMES OF CONSULTATION)**

- 2.1 This action follows the arrangements established by the Executive Board to allow for spending approvals through individual Ward Councillor budget allocations.

## **3 OTHER OPTIONS CONSIDERED IN MAKING RECOMMENDATIONS**

- 3.1 Not to provide the funding outlined in Appendices A, B, C and D but the funding requested will provide additional services or benefit to residents of this area.

## **4 FINANCE COMMENTS (INCLUDING IMPLICATIONS AND VALUE FOR MONEY/VAT)**

- 4.1 Ward Councillors have an individual allocation for 2017/18 of £5,000.
- 4.2 The full balance has not been allocated. Further projects will be reported to a subsequent committee.

## **5 LEGAL AND PROCUREMENT COMMENTS (INCLUDING RISK MANAGEMENT ISSUES, AND LEGAL, CRIME AND DISORDER ACT AND PROCUREMENT IMPLICATIONS)**

- 5.1 These arrangements provide transparency and regulation to the spending of individual Ward Councillor allocation.
- 5.2 The funds allocated by Area Committee are used to address diverse needs from various sections of the community and reduce inequalities.

## **6 STRATEGIC ASSETS & PROPERTY COMMENTS (FOR DECISION RELATING TO ALL PROPERTY ASSETS AND ASSOCIATED INFRASTRUCTURE) (AREA COMMITTEE REPORTS ONLY)**

- 6.1 None.

## **7 EQUALITY IMPACT ASSESSMENT**

- 7.1 An EIA is not needed (report does not contain proposals. Individual Councillors make decisions about their allocations and many groups funded seek to reduce inequalities)

## **8 LIST OF BACKGROUND PAPERS OTHER THAN PUBLISHED WORKS OR THOSE DISCLOSING CONFIDENTIAL OR EXEMPT INFORMATION**

- 8.1 Delegated authority for each scheme listed in Appendices A & B is held by the Neighbourhood Development Team.

## **9 PUBLISHED DOCUMENTS REFERRED TO IN COMPILING THIS REPORT**

- 9.1 None.

## APPENDIX A

### Basford Ward Budget Allocations 2017/18

<b>Date approved</b>	<b>Allocated Schemes: Basford Ward</b>	<b>Councillor(s)</b>	<b>Amount (total)</b>
14/08/17	Heathfield Summer Programme	Arnold, Norris and Woodings	£1,140
14/08/17	Heathfield Summer Fun Day	Arnold, Norris and Woodings	£600

<b>Schemes to be de-committed: Basford Ward</b>	<b>Councillor(s)</b>	<b>Amount (total)</b>
Basford Board Budget		£891
Muslim Directory		£250

Balance brought forward 2016/17	£5,601
Allocation 2017/18	£15,000
Total available allocation	£20,601
Total de-committed	£1,141
<b>Total allocated at 31/10/17</b>	<b>£1,740</b>
<b>Total unallocated at 08/05/17</b>	<b>£20,002</b>

## **APPENDIX B**

### **Bestwood Ward Budget Allocations 2017/18**

<b>Date approved</b>	<b>Allocated Schemes: Bestwood Ward</b>	<b>Councillor(s)</b>	<b>Amount (total)</b>
06/04/17	Knights Close Bite Size Fun Day	Grocock, Smith and Wildgust	£300
06/07/17	Week of action booklet and event	Grocock, Smith and Wildgust	£2,600
06/07/17	Bestwood Christmas Launch Event	Grocock, Smith and Wildgust	£3,800
13/07/17	Bestwood Dance Group	Grocock, Smith and Wildgust	£1,000
13/07/17	Bestwood's Got Talent 2018	Grocock, Smith and Wildgust	£1,000
13/07/17	New litter bin for Ridge MUGA	Grocock, Smith and Wildgust	£450
31/08/17	Music Hub contribution	Grocock, Smith and Wildgust	£330
31/08/17	Bestwood Christmas Lights	Grocock, Smith and Wildgust	£10,350
12/10/17	Southglade Park Live 2018	Grocock and Smith	£1,500

<b>Schemes to be de-committed: Bestwood Ward</b>	<b>Councillor(s)</b>	<b>Amount</b>
Christmas Lights Maintenance	Grocock, Smith and Wildgust	£5,000

Balance Brought forward 2016/17	£5,936
Allocation 2017/18	£15,000
Total Available Allocation	£20,936
Total de-committed	£5,000
<b>Total allocated at 31/10/17</b>	<b>£21,330</b>
<b>Total unallocated at 31/10/17</b>	<b>£4,606</b>